



OTP — One Time Password generator (Android Version)

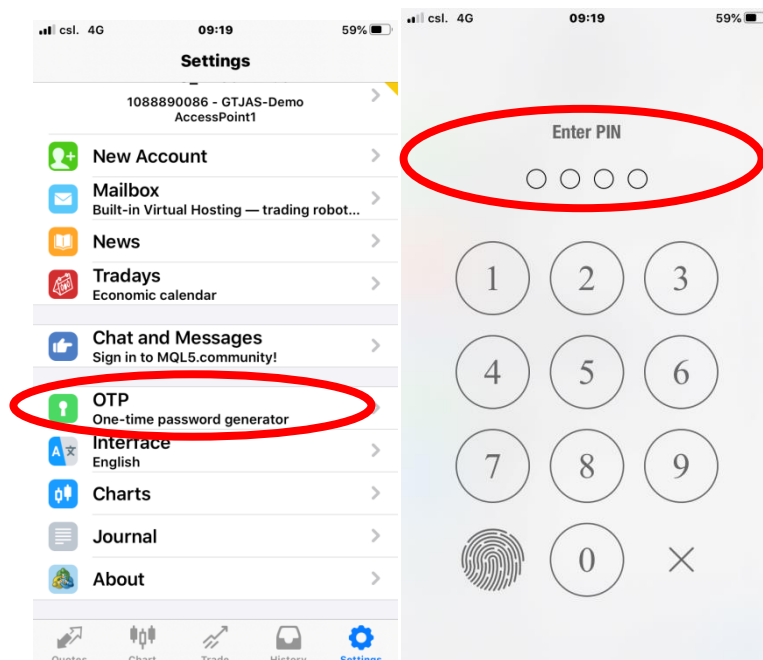
Using OTP authentication can enhance the online trading security, in contrast to static password, which is required the new and unique password when you login the account.

One Time Password generator will be bound with your MT4 in the specific mobile (Android) device

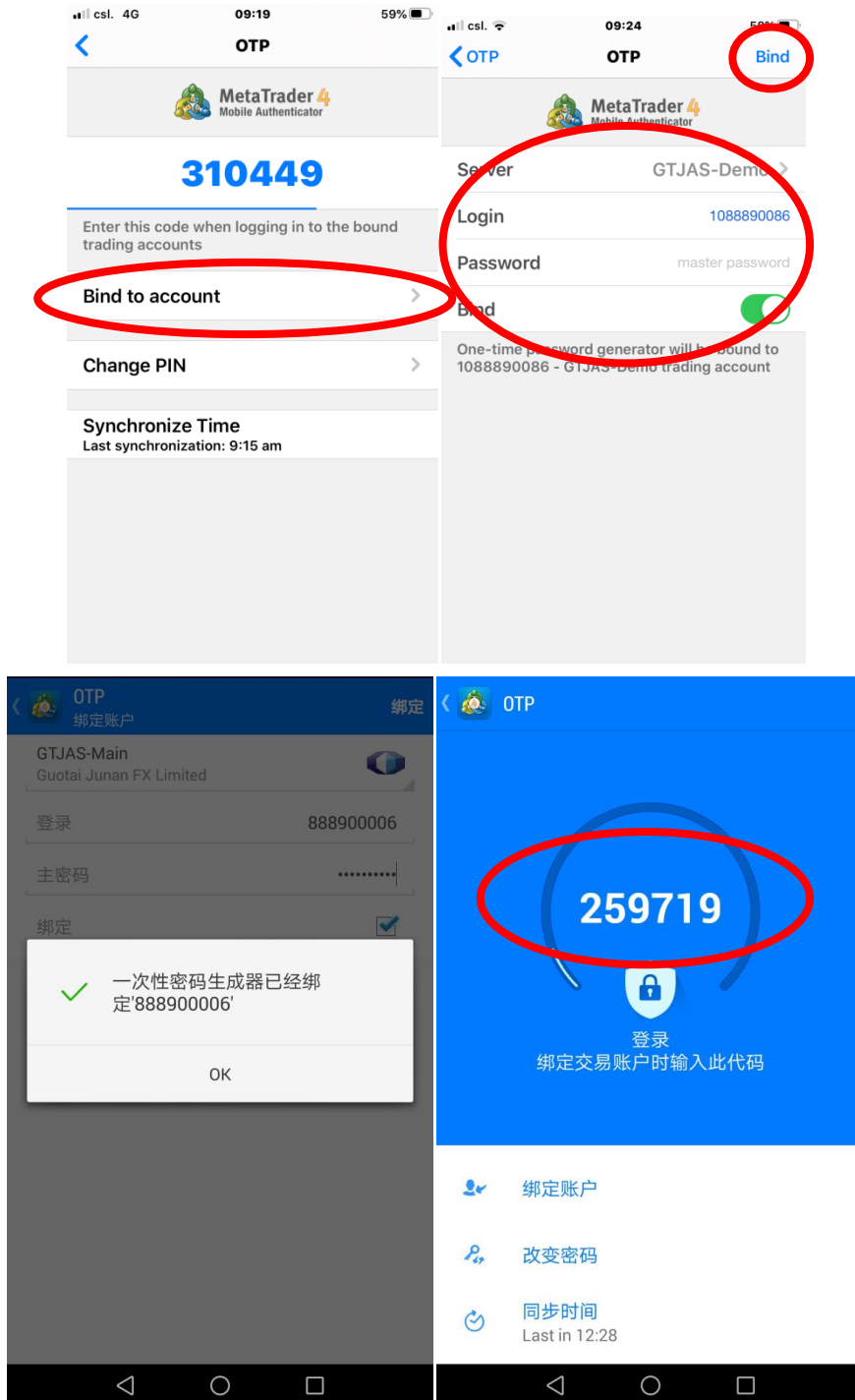
How to use OTP in Android

Please choose  /  in mobile MT4. For security purpose, a 4-digits password will be set up when you use OTP authentication first time. The 4-digits password or fingerprint authorization. (the sample below is the iOS version).

Please select OTP and enter the new PIN in 4-digits.



Please select bind to account in the OTP window. And enter the account details to bind with OTP.



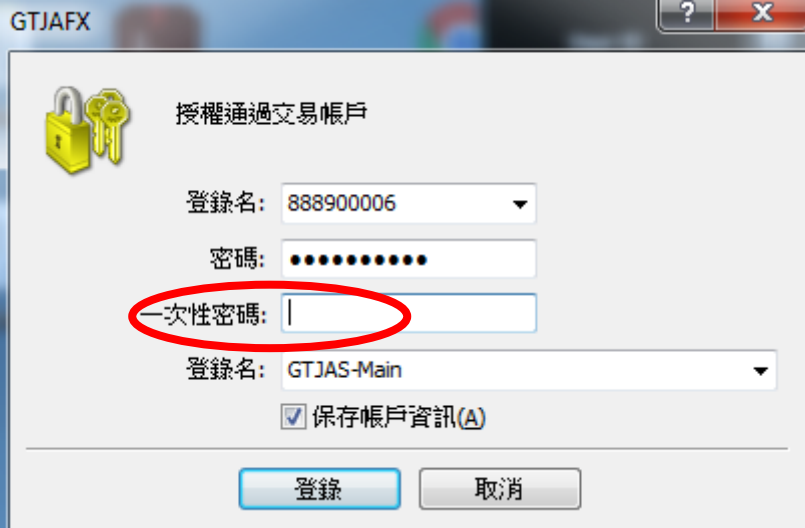
Similarly, you can bind any numbers of accounts to one time password generator. OTP will show with a time limit. Once the OTP expired, the new OTP will be generated.

Additional instructions:

1. Change PIN - Change the OTP password
2. Synchronize Time - Synchronize Time between MT4 server and your mobile devices, which is required good quality of Internet connection.

How to use OTP in Desktop MT4

After binding to account, One-time-password is required before every login attempts.



The screenshot shows the login interface for GTJAFX. The window title is "GTJAFX". The main heading is "授權通過交易帳戶" (Authorize through trading account) with a padlock icon. The fields are: "登錄名: 888900006" (Login name: 888900006), "密碼: ●●●●●●●●" (Password: masked), "一次性密碼: |" (One-time password: empty), and "登錄名: GTJAS-Main" (Login name: GTJAS-Main). There is a checked checkbox for "保存帳戶資訊(A)" (Save account information (A)). At the bottom are "登錄" (Login) and "取消" (Cancel) buttons.