








Contract	Curr.	Exchange	Codes	Trading Time	I. Margin	M.Margin	Gearing	Tick Size	Contract Value	Contract Mth.	Cash/Physical Delivery	Board Group
 Guotai Junan Futures (HK) Limited												
Hang Seng	HKD	HKFE	<a href="#">HSI</a>	E : 09:15 - 12:00; 13:00 - 16:30 (08:45 pre-open) (T+1) 17:15-03:00	HKD 150,822	HKD 120,657	6.99	1pt. = HKD 50	HKD50xIndex (HKD 1,054,200)	Front; Next & 2 Quarterly Mths & following 5 Decembers Mths	Cash	HKFE Index
Mini Hang Seng	HKD	HKFE	<a href="#">MHI</a>	E : 09:15 - 12:00; 13:30 - 16:30 (08:45 pre-open) (T+1) 17:15-03:00	HKD 30,164	HKD 24,131	7.05	1pt. = HKD 10	HKD10xIndex (HKD 212,700)	Front; Next & 2 Quarterly Mths	Cash	HKFE Mini Index
Hang Seng China Enterprises	HKD	HKFE	<a href="#">HHI</a>	E : 09:15 - 12:00; 13:30 - 16:30 (08:45 pre-open) (T+1) 17:15-03:00	HKD 56,259	HKD 45,007	6.78	1pt. = HKD 50	HKD50xIndex (HKD 76,280)	Front; Next & 2 Quarterly Mths & following 5 Decembers Mths	Cash	HKFE Index
Mini Hang Seng China Enterprises	HKD	HKFE	<a href="#">MCH</a>	E : 09:15 - 12:00; 13:30 - 16:30 (08:45 pre-open) (T+1) 17:15-03:00	HKD 11,251	HKD 9,000	6.78	1pt. = HKD 10	HKD10xIndex (HKD 76,280)	Front; Next & 2 Quarterly Mths	Cash	HKFE Mini Index
Hang Seng Tech Index	HKD	HKFE	<a href="#">HTI</a>	E : 09:15 - 12:00; 13:30 - 16:30 (08:45 pre-open) (T+1) 17:15-03:00	HKD 49,210	HKD 39,368	4.81	1pt. = HKD 50	HKD50xIndex (HKD 236,850)	Front; Next & 2 Quarterly Mths	Cash	HKFE Index
MSCI Taiwan Index	USD	HKFE	<a href="#">MTW</a>	E : 08:45 - 13:45 (08:30 pre-open) (T+1) 14:30-03:00	USD 8,246	USD 6,596	11.59	0.1點 = USD 10	USD 100xIndex (HKD 95,540)	Front; Next & 4 Quarterly Mths	Cash	HKFE USD
MSCI China A 50 Index	USD	HKFE	<a href="#">MCA</a>	E : 09:00 - 16:30 (08:45 pre-open) (T+1) 17:15-03:00	USD 4,801	USD 3,840	N/A	0.2點 = USD 5	USD 25xIndex (HKD 217,140)	Front; Next & 4 Quarterly Mths	Cash	HKFE USD
HSI Volatility Index	HKD	HKFE	<a href="#">VHS</a>	E : 09:15 - 12:00; 13:00 - 16:30	HKD 31,135	HKD 24,908	5.84	0.05點 = HKD 250	HKD5000xIndex (HKD 181,750)	Front & Next 2 Mths	Cash	HKFE Index
SGX Nikkei 225	JPY	SGX	<a href="#">NK</a>	E: 07:30 - 14:25 (07:15 pre-open) (T+1) 14:55 - 05:15	JPY 1,430,000 (HKD 74,509)	JPY 1,300,000 (HKD 67,735)	13.76	5pt. = JPY 2,500	JPY500xIndex (HKD 1,025,541)	6 nearest serial months & 32 nearest quarterly months	Cash	Asia Futures JPY
SGX Mini Nikkei 225	JPY	SGX	<a href="#">NS</a>	E : 07:30 - 15:25 (07:15 pre-open) (T+1) 14:55 - 05:15	JPY 286,000 (HKD 14,902)	JPY 260,000 (HKD 13,547)	13.76	1pt. = JPY 100	JPY100xIndex (HKD 205,108)	3 nearest serial months & 6 nearest quarterly months	Cash	Asia Mini Futures JPY
SGX FTSE Xinhua China A50	USD	SGX	<a href="#">CN</a>	E : 09:00 - 16:30 (08:45 pre-open) (T+1) 17:00 - 05:15	USD 1,375 (HKD 10,684)	USD 1,250 (HKD 9,713)	10.06	1pt. = USD 1	USD1xIndex (HKD 107,525)	Front; Next Mth & Quaterly Mths within 1 yr	Cash	Asia Futures USD
NSE IFSC Nifty 50	USD	SGX	<a href="#">GIN</a>	E : 09:00 - 18:10 (08:45 pre-open) (T+1) 19:05 - 05:15	USD 2,090 (HKD 16,240)	USD 1,900 (HKD 14,764)	23.99	0.5pt. = USD 1	USD2xIndex (HKD 389,649)	Front; Next Mth & 4 Quaterly Mths	Cash	Asia Futures USD
SGX MSCI Singapore	SGD	SGX	<a href="#">SG</a>	E : 08:30 - 17:10 (08:15 pre-open) (T+1) 17:40 - 05:15	SGD 1,540 (HKD 9,171)	SGD 1,400 (HKD 8,337)	22.22	0.05pt. = SGD 5	SGD 100xIndex (HKD 203,756)	2 Recent Non-Quarterly Mths & 4 Quarterly mths	Cash	Asia Futures SGD
Mini Dow Jones (\$5)	USD	CME-CBT	<a href="#">YM</a>	E : 06:00 - 05:00	USD 11,440 (HKD 88,892)	USD 10,400 (HKD 80,811)	18.86	1pt. = USD 5	USD5xIndex (HKD 1,676,170)	4 Quarterly Mths	Cash	US Mini Futures
Micro Mini Dow Jones	USD	CME-CBT	<a href="#">MYM</a>	E : 06:00 - 05:00	USD 1,144 (HKD 8,889)	USD 1,040 (HKD 8,081)	18.86	1pt. = USD 0.5	USD0.5xIndex (HKD 167,617)	4 Quarterly Mths	Cash	US Micro E-Mini Futures
Mini S&P 500	USD	CME	<a href="#">ES</a>	E : 06:00 - 05:00	USD 16,060 (HKD 124,791)	USD 14,600 (HKD 113,446)	18.24	0.25pt. = USD 12.5	USD50xIndex (HKD 2,276,601)	Quarterly contracts listed for 9 consecutive quarters and 3 additional December contract months	Cash	US Mini Futures
Micro Mini S&P 500	USD	CME	<a href="#">MES</a>	E : 06:00 - 05:00	USD 1,606 (HKD 12,479)	USD 1,460 (HKD 11,345)	18.24	0.25pt. = USD 1.25	USD5xIndex (HKD 227,660)	5 Quarterly Mths	Cash	US Micro E-Mini Futures
Mini Nasdaq 100	USD	CME	<a href="#">NQ</a>	E : 06:00 - 05:00	USD 24,420 (HKD 189,751)	USD 22,200 (HKD 172,501)	16.75	0.25pt. = USD 5	USD20xIndex (HKD 3,178,053)	5 Quarterly Mths & next 4 Dec	Cash	US Mini Futures
Micro Mini Nasdaq 100	USD	CME	<a href="#">MNQ</a>	E : 06:00 - 05:00	USD 2,442 (HKD 18,975)	USD 2,220 (HKD 17,250)	16.75	0.25pt. = USD 0.5	USD2xIndex (HKD 317,805)	5 Quarterly Mths	Cash	US Micro E-Mini Futures
Mini Russell 2000	USD	CME	<a href="#">RTY</a>	E : 06:00 - 05:00	USD 8,360 (HKD 64,960)	USD 7,600 (HKD 59,054)	13.46	0.1pt. = USD 5	USD20xIndex (HKD 874,159)	5 Quarterly Mths	Cash	US Mini Futures
Micro Mini Russell 2000	USD	CME	<a href="#">M2K</a>	E : 06:00 - 05:00	USD 836 (HKD 6,496)	USD 760 (HKD 5,905)	13.46	0.1pt. = USD 0.5	USD20xIndex (HKD 87,416)	5 Quarterly Mths	Cash	US Micro E-Mini Futures
Nikkei 225 USD	USD	CME	<a href="#">NKD</a>	E : 06:00 - 05:00	USD 13,200 (HKD 102,568)	USD 12,000 (HKD 93,244)	15.14	5pt. = USD 25	USD5xIndex (HKD 1,553,283)	Quarterly contracts (Mar, Jun, Sep, Dec) listed for 12 quarters, and 3 additional Dec contract months	Cash	US Futures & Options
DAX (DAX)	EUR	EUREX	<a href="#">DAX</a>	E : 07:15- 04:00	EUR 42,060 (HKD 357,442)	EUR 35,050 HKD 0	11.58	0.5點 = EUR 12.5	EUR25xIndex (HKD 4,140,622)	3 Quarterly Mths	Cash	Europe Futures EUR
Mini DAX (Mini DAX)	EUR	EUREX	<a href="#">FDXM</a>	E : 07:15- 04:00	EUR 8,412 (HKD 71,488)	EUR 7,010 HKD 0	11.58	1點 = EUR 5	EUR5xIndex (HKD 828,124)	3 Quarterly Mths	Cash	Europe Futures EUR
FTSE 100	GBP	NYSE-Liffe	<a href="#">Z</a>	E : 08:00 - 04:00	GBP 4,691 (HKD 47,626)	GBP 3,909 (HKD 39,687)	17.68	0.5pt. = GBP 5	GBP10xIndex (HKD 842,063)	4 Quarterly Mths	Cash	Europe Futures GBP
FTSE Bursa Malaysia KLCI	MYR	BM	<a href="#">FKLI</a>	E: 08:45 - 12:45; 14:30 - 17:15 (Mon-Thur T+1) 21:00 - 02:30	MYR 4,800 (HKD 8,706)	MYR 4,000 (HKD 7,255)	17.06	0.5pt. = MYR 25	MYR50xIndex (HKD 148,550)	Front; Next & 2 Quarterly Mths	Cash	Asia Futures MYR
 Guotai Junan Futures (HK) Limited												
HSBC Holdings Plc.	HKD	HKFE	<a href="#">HKB</a>	E : 09:30 - 12:00; 13:00 - 16:00	HKD 0	HKD 1,489	14.66	0.01pt. = HKD 4	HKD400xprice (HKD 27,292)	Front; Next 2 Mths & Next 2 Quarterly Mths	Cash	HKFE Stock Futures
China Mobile Limited	HKD	HKFE	<a href="#">CHT</a>	E : 09:30 - 12:00; 13:00 - 16:00	HKD 0	HKD 1,978	15.19	0.01pt. = HKD 5	HKD500xprice (HKD 37,560)	Front; Next 2 Mths & Next 2 Quarterly Mths	Cash	HKFE Stock Futures
China Construction Bank	HKD	HKFE	<a href="#">CCB</a>	E : 09:30 - 12:00; 13:00 - 16:00	HKD 625	HKD 500	9.65	0.01pt. = HKD 10	HKD1,000xprice (HKD 6,030)	Front; Next 2 Mths & Next 2 Quarterly Mths	Cash	HKFE Stock Futures
ICBC	HKD	HKFE	<a href="#">ICB</a>	E : 09:30 - 12:00; 13:00 - 16:00	HKD 384	HKD 307	12.19	0.01pt. = HKD 10	HKD1,000xprice (HKD 4,680)	Front; Next 2 Mths & Next 2 Quarterly Mths	Cash	HKFE Stock Futures
CNOOC Limited	HKD	HKFE	<a href="#">CNC</a>	E : 09:30 - 12:00; 13:00 - 16:00	HKD 2,886	HKD 2,308	7.00	0.01pt. = HKD 10	HKD1,000xprice (HKD 20,210)	Front; Next 2 Mths & Next 2 Quarterly Mths	Cash	HKFE Stock Futures

Contract	Curr.	Exchange	Codes	Trading Time	I. Margin	M.Margin	Gearing	Tick Size	Contract Value	Contract Mth.	Cash/Physical Delivery	Board Group
Huaneng Power International	HKD	HKFE	<a href="#">HNP</a>	E : 09:30 - 12:00; 13:00 - 16:00	HKD 754	HKD 603	12.39	0.01pt. = HKD 20	HKD2,000xprice (HKD 9,340)	Front; Next 2 Mths & Next 2 Quarterly Mths	Cash	HKFE Stock Futures
Ping An Insurance	HKD	HKFE	<a href="#">PAI</a>	E : 09:30 - 12:00; 13:00 - 16:00	HKD 4,934	HKD 3,947	5.18	0.01pt. = HKD 5	HKD500xprice (HKD 25,550)	Front; Next 2 Mths & Next 2 Quarterly Mths	Cash	HKFE Stock Futures
China Merchants Bank	HKD	HKFE	<a href="#">CMB</a>	E : 09:30 - 12:00; 13:00 - 16:00	HKD 4,123	HKD 3,298	4.83	0.01pt. = HKD 5	HKD500xprice (HKD 19,930)	Front; Next 2 Mths & Next 2 Quarterly Mths	Cash	HKFE Stock Futures
Bank of China	HKD	HKFE	<a href="#">BCL</a>	E : 09:30 - 12:00; 13:00 - 16:00	HKD 335	HKD 268	11.19	0.01pt. = HKD 10	HKD1,000xprice (HKD 3,750)	Front; Next 2 Mths & Next 2 Quarterly Mths	Cash	HKFE Stock Futures
China Petroleum & Chemical	HKD	HKFE	<a href="#">CPC</a>	E : 09:30 - 12:00; 13:00 - 16:00	HKD 982	HKD 785	1.00	0.01pt. = HKD 20	HKD2,000xprice (HKD 4,920)	Front; Next 2 Mths & Next 2 Quarterly Mths	Cash	HKFE Stock Futures
Hong Kong Exchanges & Clearing	HKD	HKFE	<a href="#">HEX</a>	E : 09:30 - 12:00; 13:00 - 16:00	HKD 7,394	HKD 5,915	4.52	0.01pt. = HKD 1	HKD100xprice (HKD 334,510)	Front; Next 2 Mths & Next 2 Quarterly Mths	Cash	HKFE Stock Futures
PetroChina	HKD	HKFE	<a href="#">PEC</a>	E : 09:30 - 12:00; 13:00 - 16:00	HKD 1,516	HKD 1,212	8.47	0.01pt. = HKD 20	HKD2,000xprice (HKD 6,420)	Front; Next 2 Mths & Next 2 Quarterly Mths	Cash	HKFE Stock Futures
China Communications Construction	HKD	HKFE	<a href="#">CCC</a>	E : 09:30 - 12:00; 13:00 - 16:00	HKD 795	HKD 636	6.73	0.01pt. = HKD 10	HKD1,000xprice (HKD 5,350)	Front; Next 2 Mths & Next 2 Quarterly Mths	Cash	HKFE Stock Futures
China Life Insurance	HKD	HKFE	<a href="#">CLI</a>	E : 09:30 - 12:00; 13:00 - 16:00	HKD 2,367	HKD 1,893	7.01	0.01pt. = HKD 10	HKD1,000xprice (HKD 16,590)	Front; Next 2 Mths & Next 2 Quarterly Mths	Cash	HKFE Stock Futures
Bank of Communications	HKD	HKFE	<a href="#">BCM</a>	E : 09:30 - 12:00; 13:00 - 16:00	HKD 547	HKD 437	10.88	0.01pt. = HKD 10	HKD1,000xprice (HKD 5,950)	Front; Next 2 Mths & Next 2 Quarterly Mths	Cash	HKFE Stock Futures
China Minsheng Banking Corporation	HKD	HKFE	<a href="#">MSB</a>	E : 09:30 - 12:00; 13:00 - 16:00	HKD 1,981	HKD 1,584	15.80	0.01pt. = HKD 100	HKD10,000xprice (HKD 3,130)	Front; Next 2 Mths & Next 2 Quarterly Mths	Cash	HKFE Stock Futures
Tencent Holdings Ltd.	HKD	HKFE	<a href="#">TCH</a>	E : 09:30 - 12:00; 13:00 - 16:00	HKD 5,240	HKD 4,192	8.40	0.01pt. = HKD 100	HKD100xprice (HKD 440,070)	Front; Next 2 Mths & Next 2 Quarterly Mths	Cash	HKFE Stock Futures
Xiaomi Corporation	HKD	HKFE	<a href="#">MIU</a>	E : 09:30 - 12:00; 13:00 - 16:00	HKD 3,883	HKD 3,106	0.61	0.01pt. = HKD 100	HKD100xprice (HKD 23,790)	Front; Next 2 Mths & Next 2 Quarterly Mths	Cash	HKFE Stock Futures
Meituan DianPing	HKD	HKFE	<a href="#">MET</a>	E : 09:30 - 12:00; 13:00 - 16:00	HKD 23,514	HKD 18,811	0.83	0.01pt. = HKD 100	HKD100xprice (HKD 194,420)	Front; Next 2 Mths & Next 2 Quarterly Mths	Cash	HKFE Stock Futures
Anhui Conch cement Co. Ltd.	HKD	HKFE	<a href="#">ACC</a>	E : 09:30 - 12:00; 13:00 - 16:00	HKD 807	HKD 645	2.70	0.01pt. = HKD 100	HKD100xprice (HKD 21,750)	Front; Next 2 Mths & Next 2 Quarterly Mths	Cash	HKFE Stock Futures
CSOP FTSE China A50 ETF	HKD	HKFE	<a href="#">CSA</a>	E : 09:30 - 12:00; 13:00 - 16:00	HKD 9,735	HKD 7,788	7.23	0.01pt. = HKD 50	HKD5,000xprice (HKD 14,070)	Front; Next 2 Mths & Next 2 Quarterly Mths	Cash	HKFE Stock Futures
iShares FTSE A50 China Index ETF	HKD	HKFE	<a href="#">A50</a>	E : 09:30 - 12:00; 13:00 - 16:00	HKD 4,362	HKD 3,489	17.09	0.01pt. = HKD 50	HKD5,000xprice (HKD 14,910)	Front; Next 2 Mths & Next 2 Quarterly Mths	Cash	HKFE Stock Futures
China AMC CSI 300 Index ETF	HKD	HKFE	<a href="#">AMC</a>	E : 09:30 - 12:00; 13:00 - 16:00	HKD 15,441	HKD 12,352	5.92	0.01pt. = HKD 20	HKD2,000xprice (HKD 45,670)	Front; Next 2 Mths & Next 2 Quarterly Mths	Cash	HKFE Stock Futures
<b>Agricultural Futures</b>					 Guotai Junan Futures (HK) Limited							
Corn	USD	CME-CBT	<a href="#">C</a>	E : 08:00 - 20:45; 21:30 - 02:20	USD 1,320 (HKD 10,257)	USD 1,200 (HKD 9,324)	15.75	0.0025 = USD 12.5	5,000 bushel (HKD 161,525)	Mar; May; Jul; Sep; Dec	Physical	US Futures & Options
Mini-sized Corn	USD	CME-CBT	<a href="#">YC</a>	E : 08:00 - 20:45; 21:30 - 02:20	USD 264 (HKD 2,051)	USD 240 (HKD 1,865)	15.75	0.00125 = USD 1.25	1,000 bushel (HKD 32,305)	Mar; May; Jul; Sep; Dec	Physical	US Mini Futures
Soybeans	USD	CME-CBT	<a href="#">S</a>	E : 08:00 - 20:45; 21:30 - 02:20	USD 2,400 (HKD 18,649)	USD 2,200 (HKD 17,095)	20.95	0.0025 = USD 12.5	5,000 bushel (HKD 390,652)	Jan; Mar; May; Jul; Aug; Sep; Nov	Physical	US Futures & Options
Mini-sized Soybean	USD	CME-CBT	<a href="#">YK</a>	E : 08:00 - 20:45; 21:30 - 02:20	USD 484 (HKD 3,761)	USD 440 (HKD 3,419)	20.77	0.00125 = USD 1.25	1,000 bushel (HKD 78,130)	Jan; Mar; May; Jul; Aug; Sep; Nov	Physical	US Mini Futures
Wheat	USD	CME-CBT	<a href="#">W</a>	E : 08:00 - 20:45; 21:30 - 02:20	USD 2,508 (HKD 19,488)	USD 1,900 (HKD 14,764)	11.94	0.0025 = USD 12.5	5,000 bushel (HKD 232,720)	Mar; May; Jul; Sep; Dec	Physical	US Futures & Options
Mini-sized Wheat	USD	CME-CBT	<a href="#">YW</a>	E : 08:00 - 20:45; 21:30 - 02:20	USD 502 (HKD 3,901)	USD 380 (HKD 2,953)	11.93	0.00125 = USD 1.25	1,000 bushel (HKD 46,544)	Mar; May; Jul; Sep; Dec	Physical	US Mini Futures
Soybean Meal	USD	CME-CBT	<a href="#">SM</a>	E : 08:00 - 20:45; 21:30 - 02:20	USD 2,640 (HKD 20,514)	USD 2,000 (HKD 15,541)	11.99	0.1 = USD 10	100 short ton (HKD 245,930)	Jan; Mar; May; Jul; Aug; Sep; Oct; Dec	Physical	US Futures & Options
Soybean Oil	USD	CME-CBT	<a href="#">BO</a>	E : 08:00 - 20:45; 21:30 - 02:20	USD 2,244 (HKD 17,437)	USD 1,700 (HKD 13,210)	11.61	0.0001 = USD 6	60,000 lbs (HKD 202,525)	Jan; Mar; May; Jul; Aug; Sep; Oct; Dec	Physical	US Futures & Options
Oats	USD	CME-CBT	<a href="#">O</a>	E : 08:00 - 20:45; 21:30 - 02:20	USD 1,540 (HKD 11,966)	USD 1,400 (HKD 10,878)	12.33	0.0025 = USD 12.5	5,000 bushel (HKD 147,539)	Mar; May; Jul; Sep; Dec	Physical	US Futures & Options
Rough Rice	USD	CME-CBT	<a href="#">RR</a>	E : 08:00 - 20:45; 21:30 - 02:20	USD 1,518 (HKD 11,795)	USD 1,380 (HKD 10,723)	19.76	0.005 = USD 10	2,000 cwt (HKD 233,031)	Jan; Mar; May; Jul; Sep; Nov	Physical	US Futures & Options
KCBT Wheat	USD	KCBT	<a href="#">KB</a>	E : 08:00 - 20:45; 21:30 - 02:20	USD 2,508 (HKD 19,488)	USD 1,900 (HKD 14,764)	12.05	0.0025 = USD 12.5	5,000 bushel (HKD 234,857)	Mar; May; Jul; Sep; Dec	Physical	US Futures & Options
Cocoa	USD	ICE US	<a href="#">CC</a>	E : 16:45 - 01:30(08:00 pre-open)	USD 12,168 (HKD 94,549)	USD 10,140 (HKD 78,791)	5.64	1 = USD 10	10 metric ton (HKD 533,664)	Mar; May; Jul; Sep; Dec	Physical	US Futures & Options
Coffee	USD	ICE US	<a href="#">KC</a>	E : 16:45 - 01:30 (08:00 pre-open)	USD 8,010 (HKD 62,240)	USD 6,675 (HKD 51,867)	11.74	0.0005 = USD 18.75	37,500 lbs (HKD 730,651)	Mar; May; Jul; Sep; Dec	Physical	US Futures & Options
Cotton	USD	ICE US	<a href="#">CT</a>	E : 09:00 - 02:20 (07:30 pre-open)	USD 2,514 (HKD 19,535)	USD 2,095 (HKD 16,279)	14.36	0.0001 = USD 5	50,000 lbs (HKD 280,547)	Mar; May; Jul; Oct; Dec	Physical	US Futures & Options

Contract	Curr.	Exchange	Codes	Trading Time	I. Margin	M.Margin	Gearing	Tick Size	Contract Value	Contract Mth.	Cash/Physical Delivery	Board Group
FCOJ-A	USD	ICE US	<a href="#">OJ</a>	E : 20:00 - 02:00 (08:00 pre-open)	USD 6,934 (HKD 53,879)	USD 5,778 (HKD 44,897)	10.37	0.0005 = USD 7.5	15,000 lbs (HKD 558,529)	Jan; Mar; May; Jul; Sep; Nov	Physical	US Futures & Options
Sugar No.11	USD	ICE US	<a href="#">SB</a>	E : 15:30 - 01:00 (08:00 pre-open)	USD 1,868 (HKD 14,515)	USD 1,557 (HKD 12,098)	13.33	0.0001 = USD 11.2	112,000 lbs (HKD 193,549)	Mar; May; Jul; Oct	Physical	US Futures & Options
Lean Hogs	USD	CME	<a href="#">LH</a>	E : 21:30 - 02:05	USD 1,925 (HKD 14,958)	USD 1,750 (HKD 13,598)	16.14	0.00025 = USD 10	40,000 lbs (HKD 241,346)	Feb; Apr; May; Jun; Jul; Aug; Oct; Dec	Cash	US Futures & Options
Live Cattle	USD	CME	<a href="#">LC</a>	E : 21:30 - 02:05	USD 2,695 (HKD 20,941)	USD 2,450 (HKD 19,037)	27.99	0.00025 = USD 10	40,000 lbs (HKD 586,191)	Feb; Apr; Jun; Aug; Oct; Dec	Physical	US Futures & Options
Feeder Cattle	USD	CME	<a href="#">FC</a>	E : 21:30 - 02:05	USD 4,538 (HKD 35,262)	USD 4,125 (HKD 32,052)	27.52	0.00025 = USD 12.5	50,000 lbs (HKD 970,316)	Jan; Mar; Apr; May; Aug; Sep; Oct; Nov	Cash	US Futures & Options
Crude Palm Oil	MYR	BM	<a href="#">FCPO</a>	10:30 - 12:30; 14:30 - 18:00 (Mon-Thur T+1) 21:00 - 23:30	MYR 8,400 (HKD 15,236)	MYR 7,000 (HKD 12,697)	12.75	1 = MYR 25	25 metric ton (HKD 194,212)	Spot month and the next 11 succeeding months, alternate months up to 36 months ahead	Physical	Asia Futures MYR
SGX SICOM Technically Specified Rubber 20	USD	SGX	<a href="#">TF</a>	E : 07:55 - 18:00	USD 660 (HKD 5,128)	USD 600 (HKD 4,662)	14.99	0.1 = USD 5	5 metric ton (HKD 76,887)	Nearest 12 Mths	Physical	Asia Futures USD
NYSE Liffe Cocoa	GBP	NYSE-Liffe	<a href="#">C</a>	E: 16:30 - 23:55	GBP 13,332 (HKD 135,355)	GBP 11,110 (HKD 112,796)	4.23	1 = GBP 10	10 tonnes (HKD 572,915)	Nearest 10 Contract Mths of Mar; May; Jul ; Sep & Dec	Physical	Europe Futures GBP
NYSE Liffe Robusta Coffee	USD	NYSE-Liffe	<a href="#">RC</a>	E : 16:00 - 00:30	USD 7,200 (HKD 55,946)	USD 6,000 (HKD 46,622)	6.71	1 = USD 10	10 tonnes (HKD 375,150)	Nearest 10 Contract Mths of Jan; Mar; May ; Jul; Sep & Dec	Physical	Europe Futures USD
NYSE Liffe White Sugar No. 407	USD	NYSE-Liffe	<a href="#">W</a>	E : 15:45 - 01:00	USD 2,466 (HKD 19,162)	USD 2,055 (HKD 15,968)	11.55	0.1 = USD 5	50 tonnes (HKD 221,337)	Nearest 8 Contract Mths of Mar; May; Aug; Sep; Dec	Physical	Europe Futures USD
<b>Currencies Futures</b>												
 Guotai Junan Futures (HK) Limited												
AUD/USD	USD	CME	<a href="#">AD</a>	E : 06:00 - 05:00	USD 2,112 (HKD 16,411)	USD 1,600 (HKD 12,432)	32.01	0.00005 = USD 5	AUD 100,000 (HKD 525,389)	3 Consecutive Mths & 20 mths in the March Quarterly	Physical	US Futures & Options
GBP/USD	USD	CME	<a href="#">BP</a>	E : 06:00 - 05:00	USD 3,344 (HKD 25,984)	USD 1,900 (HKD 14,764)	24.43	0.0001 = USD 6.25	GBP 62,500 (HKD 634,785)	3 Consecutive Mths & 20 mths in the March Quarterly	Physical	US Futures & Options
CAD/USD	USD	CME	<a href="#">CD</a>	E : 06:00 - 05:00	USD 1,452 (HKD 11,282)	USD 1,100 (HKD 8,547)	50.13	0.00005 = USD 5	CAD 100,000 (HKD 565,600)	3 Consecutive Mths & 220 mths in the March Quarterly	Physical	US Futures & Options
EUR/USD	USD	CME	<a href="#">EC</a>	E : 06:00 - 05:00	USD 4,224 (HKD 32,822)	USD 2,100 (HKD 16,318)	32.46	0.00005 = USD 6.25	EUR 125,000 (HKD 1,065,308)	3 Consecutive Mths & 20 mths in the March Quarterly	Physical	US Futures & Options
E-mini EUR/USD	USD	CME	<a href="#">EZ</a>	E : 06:00 - 05:00	USD 2,112 (HKD 16,411)	USD 1,200 (HKD 9,324)	32.46	0.0001 = USD 6.25	EUR 62,500 (HKD 532,654)	2 Consecutive Quarterly Mths	Physical	US Mini Futures
JPY/USD	USD	CME	<a href="#">JY</a>	E : 06:00 - 05:00	USD 6,336 (HKD 49,233)	USD 3,600 (HKD 27,973)	13.34	0.0000005 = USD 6.25	JPY 12.5M (HKD 656,833)	3 Consecutive Mths & 20 mths in the March Quarterly	Physical	US Futures & Options
E-mini JPY/USD	USD	CME	<a href="#">JZ</a>	E : 06:00 - 05:00	USD 3,168 (HKD 24,616)	USD 1,800 (HKD 13,987)	13.34	0.000001 = USD 6.25	JPY 6.25M (HKD 328,441)	2 Consecutive Quarterly Mths	Physical	US Mini Futures
EUR/JPY	JPY	CME	<a href="#">RY</a>	E : 06:00 - 05:00	JPY 968,000 (HKD 50,437)	JPY 550,000 (HKD 28,657)	20.94	0.01 = JPY 1,250	EUR 125,000 (HKD 1,056,348)	6 Consecutive Quarterly Mths	Physical	US Futures & Options
NZD/USD	USD	CME	<a href="#">NE</a>	E : 06:00 - 05:00	USD 1,848 (HKD 14,360)	USD 1,400 (HKD 10,878)	33.11	0.00005 = USD 5	NZD 100,000 (HKD 475,426)	6 Consecutive Quarterly Mths	Physical	US Futures & Options
CHF/USD	USD	CME	<a href="#">SF</a>	E : 06:00 - 05:00	USD 5,412 (HKD 42,053)	USD 4,100 (HKD 31,858)	27.14	0.0001 = USD 12.5	CHF 125,000 (HKD 1,141,457)	20 Consecutive Quarterly Mths	Physical	US Futures & Options
RMB/USD	USD	CME	<a href="#">RMB</a>	E : 06:00 - 05:00	USD 7,260 (HKD 56,412)	USD 4,620 (HKD 35,899)	19.59	0.00001 = USD 10	RMB 1,000,000 (HKD 1,105,092)	13 Consecutive Mths & Next 8 Quarterly Mths	Cash	US Futures & Options
USD/RMB	CNY	HKFE	<a href="#">CUS</a>	E : 08:30 - 18:30; 19:15 - 03:00	CNY 19,475 (HKD 21,414)	CNY 11,128 (HKD 12,236)	36.31	0.0001 = CNY 10	USD 100,000 (HKD 777,624)	Front; Next 3 Mths & Next 6 Quaterly Mths	Physical	HKFE CNY
CNY/USD	USD	SGX	<a href="#">CY</a>	E : 07:25 - 17:55 ; 18:15 - 05:15	USD 1,760 (HKD 13,676)	USD 800 (HKD 6,216)	40.60	0.0001 = USD 5	CNY 500,000 (HKD 555,188)	13 monthly followed by the next 8 quarterly months	Cash	Asia Futures USD
USD/CNH	CNY	SGX	<a href="#">UC</a>	E : 07:00 - 17:55 ; 18:15 - 05:15	CNY 11,000 (HKD 12,095)	CNY 5,000 (HKD 5,498)	64.30	0.0001 = CNY 10	USD 100,000 (HKD 777,690)	13 monthly followed by the next 8 quarterly months	Cash	Asia Futures CNY
USD/SDG	SGD	SGX	<a href="#">US</a>	E : 07:00 - 19:30 ; 19:50 - 05:15	SGD 1,210 (HKD 7,206)	SGD 550 (HKD 3,275)	27.00	0.0001 = SGD 2.5	USD 25,000 (HKD 194,525)	12 Consecutive Mths	Cash	Asia Futures SGD
MXN/USD	USD	CME	<a href="#">MP</a>	E : 06:00 - 05:00	USD 2,376 (HKD 18,462)	USD 1,800 (HKD 13,987)	10.85	0.000001 = USD 10	MXP 500,000 (HKD 200,241)	13 Consecutive Mths & Next 2 Quarterly Mths	Physical	US Futures & Options
US Dollar Index	USD	ICE-US	<a href="#">DX</a>	E : 08:00 - 05:00 (08:30 pre-open) Open 07:00 on Monday (06:30 pre-open)	USD 2,215 (HKD 17,211)	USD 1,582 (HKD 12,293)	46.36	0.005 = USD 5	USD1,000 x Index (HKD 797,831)	4 Quarterly Mths	Physical	US Futures & Options
<b>Interest Rate Futures</b>												
 Guotai Junan Futures (HK) Limited												
30-Year U.S. Treasury Bond	USD	CME-CBT	<a href="#">US</a>	E : 06:00 - 05:00	USD 4,884 (HKD 37,950)	USD 3,700 (HKD 28,750)	24.65	1/32 = USD 31.25	USD100,000 (HKD 935,350)	3 Quarterly Mths	Physical	US Futures & Options
10-Year U.S. Treasury Note	USD	CME-CBT	<a href="#">TY</a>	E : 06:00 - 05:00	USD 2,640 (HKD 20,514)	USD 2,000 (HKD 15,541)	42.52	0.5/32 = USD 15.625	USD100,000 (HKD 872,216)	5 Quarterly Mths	Physical	US Futures & Options
5-Year U.S. Treasury Note	USD	CME-CBT	<a href="#">FV</a>	E : 06:00 - 05:00	USD 2,002 (HKD 15,556)	USD 1,300 (HKD 10,101)	54.20	0.25/32 = USD 7.8125	USD100,000 (HKD 843,078)	5 Quarterly Mths	Physical	US Futures & Options
2-Year U.S. Treasury Note	USD	CME-CBT	<a href="#">TU</a>	E : 06:00 - 05:00	USD 1,936 (HKD 15,043)	USD 1,200 (HKD 9,324)	106.90	0.25/32 = USD 15.625	USD200,000 (HKD 1,608,088)	5 Quarterly Mths	Physical	US Futures & Options

Contract	Curr.	Exchange	Codes	Trading Time	I. Margin	M.Margin	Gearing	Tick Size	Contract Value	Contract Mth.	Cash/Physical Delivery	Board Group
Three Month Eurodollar (Eurodollar)	USD	CME	<a href="#">GE</a>	E : 06:00 - 05:00	USD 2,157 (HKD 16,761)	USD 1,225 (HKD 9,519)	6.39	0.005= USD 12.5	USD1,000,000 (HKD 107,114)	Nearest 40 Months in the March Quarterly cycle & nearest 4 serial Months	Cash	US Futures & Options
30 Day Federal Fund	USD	CME	<a href="#">ZQ</a>	E : 06:00 - 05:00	USD 1,595 (HKD 12,394)	USD 1,450 (HKD 11,267)	249.54	0.005= USD 20.835	USD5,000,000 (HKD 3,092,759)	First 36 Calendar Months	Cash	US Futures & Options
Euro-Bund	EUR	EUREX	<a href="#">FGBL</a>	E : 07:15 - 04:00	EUR 2,755 (HKD 23,413)	EUR 2,296 (HKD 19,512)	48.33	0.01 = EUR 10	EUR100,000 (HKD 1,131,559)	9 Consecutive Quarterly Mths	Physical	Europe Futures EUR
Euro-Bobl	EUR	EUREX	<a href="#">FGBM</a>	E : 07:15 - 04:00	EUR 2,988 (HKD 25,393)	EUR 2,490 (HKD 21,161)	39.80	0.01 = EUR 10	EUR100,000 (HKD 1,010,712)	9 Consecutive Quarterly Mths	Physical	Europe Futures EUR
Euro-Schatz	EUR	EUREX	<a href="#">FGBS</a>	E : 07:15 - 04:00	EUR 679 (HKD 5,770)	EUR 566 (HKD 4,810)	157.18	0.005 = EUR 5	EUR100,000 (HKD 906,989)	9 Consecutive Quarterly Mths	Physical	Europe Futures EUR
Three Month Euro (EURIBOR)	EUR	NYSE-Liffe	<a href="#">I</a>	E : 08:00 - 04:00	EUR 931 (HKD 7,912)	EUR 776 (HKD 6,595)	260.30	0.005pt. = EUR 12.5	EUR 1,000,000 (HKD 2,059,475)	6 Consecutive Mths & Next 22 Quarterly Mths	Cash	Europe Futures EUR
<b>Energies Futures</b>												
 Guotai Junan Futures (HK) Limited												
Light Sweet Crude Oil (WTI)	USD	CME-NYMEX	<a href="#">CL</a>	E : 06:00 - 05:00	USD 9,152 (HKD 71,114)	USD 5,200 (HKD 40,406)	8.26	0.01 = USD 10	1,000 barrels (HKD 587,124)	current years mths & Next 10 years and additional 2 mths	Physical	US Futures & Options
E-mini Light Sweet Crude Oil-Financial (WTI)	USD	CME-NYMEX	<a href="#">QM</a>	E : 06:00 - 05:00	USD 4,576 (HKD 35,557)	USD 2,600 (HKD 20,203)	8.26	0.025 = USD 12.5	500 barrels (HKD 293,523)	Consecutive Mths within 6 yrs	Cash	US Mini Futures
NY Harbor ULSD	USD	CME-NYMEX	<a href="#">HO</a>	E : 06:00 - 05:00	USD 10,560 (HKD 82,054)	USD 6,000 (HKD 46,622)	9.32	0.0001 = USD 4.2	42,000 gallons (HKD 764,938)	49 Consecutive Mths	Physical	US Futures & Options
E-mini NY Harbor ULSD- Financial	USD	CME-NYMEX	<a href="#">QH</a>	E : 06:00 - 05:00	USD 5,280 (HKD 41,027)	USD 3,000 (HKD 23,311)	9.32	0.001 = USD 21	21,000 gallons (HKD 382,485)	12Consecutive Mths	Cash	US Futures & Options
Natural Gas (Henry Hub)	USD	CME-NYMEX	<a href="#">NG</a>	E : 06:00 - 05:00	USD 9,680 (HKD 75,217)	USD 5,500 (HKD 42,737)	2.72	0.001 = USD 10	10,000 mmBtu (HKD 204,514)	current years & Consecutive Mths within 12 yrs	Physical	US Mini Futures
E-mini Natural Gas (Henry Hub) - Financial	USD	CME-NYMEX	<a href="#">QG</a>	E : 06:00 - 05:00	USD 2,421 (HKD 18,812)	USD 1,375 (HKD 10,684)	2.72	0.005 = USD 12.5	2,500 mmBtu (HKD 51,090)	Consecutive Mths within 6 yrs	Cash	US Futures & Options
RBOB Gasoline	USD	CME-NYMEX	<a href="#">RB</a>	E : 06:00 - 05:00	USD 9,680 (HKD 75,217)	USD 7,000 (HKD 54,392)	9.34	0.0001 = USD 4.2	42,000 gallons (HKD 702,180)	36 Consecutive Mths	Physical	US Futures & Options
ICE Brent Crude	USD	ICE-EUROPE	<a href="#">BRN</a>	E : 09:00 - 07:00	USD 7,434 (HKD 57,764)	USD 5,310 (HKD 41,260)	10.63	0.01 = USD 10	1,000 barrels (HKD 614,165)	96 Consecutive Mths	Cash/Physical	Europe Futures USD
ICE WTI Crude	USD	ICE-EUROPE	<a href="#">WBS</a>	E : 09:00 - 07:00	USD 9,156 (HKD 71,145)	USD 6,540 (HKD 50,818)	8.25	0.01 = USD 10	1,000 barrels (HKD 587,124)	108 Consecutive Mths	Cash	Europe Futures USD
ICE LS Gasoil	USD	ICE-EUROPE	<a href="#">GAS</a>	E : 09:00 - 07:00	USD 6,427 (HKD 49,940)	USD 4,591 (HKD 35,673)	11.04	0.25 = USD 25	100 metric ton (HKD 551,497)	96 Consecutive Mths	Physical	Europe Futures USD
<b>Metals Futures</b>												
 Guotai Junan Futures (HK) Limited												
COMEX Gold	USD	CME-NYMEX (COMEX)	<a href="#">GC</a>	E : 06:00 - 05:00	USD 14,520 (HKD 112,825)	USD 11,000 (HKD 85,473)	18.43	0.1 = USD 10	100 t.oz (HKD 2,079,565)	3 Consecutive Mths; Even Mths within 23 Mths & Jun; Dec Quarterly Mths within 72 Mths	Physical	US Futures & Options
E-COMEX Gold	USD	CME-NYMEX (COMEX)	<a href="#">QO</a>	E : 06:00 - 05:00	USD 6,050 (HKD 47,010)	USD 5,500 (HKD 42,737)	22.12	0.1 = USD 5	50 t.oz (HKD 1,039,783)	Feb;Apr;Jun;Aug;Oct;Dec within 24 month period	Physical	US Mini Futures
COMEX Silver	USD	CME-NYMEX (COMEX)	<a href="#">SI</a>	E : 06:00 - 05:00	USD 15,180 (HKD 117,953)	USD 11,500 (HKD 89,358)	10.46	0.005 = USD 25	5,000 t.oz (HKD 1,233,729)	3 Consecutive Mths & Jan;Mar;May;Jul;Sep;Dec within 23 Mths & Jul; Dec Quarterly Mths within 60 Mths	Physical	US Futures & Options
COMEX Silver	USD	CME-NYMEX (COMEX)	<a href="#">QI</a>	E : 06:00 - 05:00	USD 6,325 (HKD 49,147)	USD 5,750 (HKD 44,679)	12.55	0.005 = USD 12.5	2,500 t.oz (HKD 616,865)	Feb;Apr;Jun;Aug;Oct;Dec within 24 month period	Physical	US Mini Futures
COMEX Copper	USD	CME-NYMEX (COMEX)	<a href="#">HG</a>	E : 06:00 - 05:00	USD 9,240 (HKD 71,798)	USD 6,000 (HKD 46,622)	12.16	0.0005 = USD 12.5	25,000 lbs (HKD 872,896)	Front & Next 23 Consecutive Mths & (1,3,7,9,12) within 63 Mths	Physical	US Futures & Options
Palladium	USD	CME-NYMEX	<a href="#">PA</a>	E : 06:00 - 05:00	USD 13,200 (HKD 102,568)	USD 10,000 (HKD 77,703)	8.10	0.05 = USD 5	100 t.oz (HKD 831,267)	3 Consecutive Mths & Quarterly Mths within 15 Mths	Physical	US Futures & Options
Platinum	USD	CME-NYMEX	<a href="#">PL</a>	E : 06:00 - 05:00	USD 3,300 (HKD 25,642)	USD 2,500 (HKD 19,426)	15.07	0.1 = USD 5	50 t.oz (HKD 386,339)	3 Consecutive Mths & Jan; Apr; Jul; Oct within 15 Mths	Physical	US Futures & Options
LME Aluminium	USD	LME***	<a href="#">AHD</a>	E : 08:00 - 02:00 O : 18:40 - 00:00	USD 6,090 (HKD 47,321)	USD 4,350 (HKD 33,801)	10.81	0.5 = USD 12.5 0.25 = USD 6.25	25 tonne (HKD 511,383)	3 Mths Prompt	Physical	LME
LME Copper	USD	LME***	<a href="#">CAD</a>	E : 08:00 - 02:00 O : 18:40 - 00:00	USD 24,500 (HKD 190,372)	USD 17,500 (HKD 135,980)	9.99	0.5 = USD 12.5 0.25 = USD 6.25	25 tonne (HKD 1,902,072)	3 Mths Prompt	Physical	LME
LME Lead	USD	LME***	<a href="#">PBD</a>	E : 08:00 - 02:00 O : 18:40 - 00:00	USD 5,950 (HKD 46,233)	USD 4,250 (HKD 33,024)	8.81	0.5 = USD 12.5 0.25 = USD 6.25	25 tonne (HKD 407,358)	3 Mths Prompt	Physical	LME
LME Nickel	USD	LME***	<a href="#">NID</a>	E : 08:00 - 02:00 O : 18:40 - 00:00	USD 23,461 (HKD 182,299)	USD 16,758 (HKD 130,215)	4.57	5 = USD 30 1 = USD 6	6 tonne (HKD 832,852)	3 Mths Prompt	Physical	LME
LME Tin	USD	LME***	<a href="#">SND</a>	E : 08:00 - 02:00 O : 18:40 - 00:00	USD 24,878 (HKD 193,310)	USD 17,770 (HKD 138,078)	6.67	5 = USD 25 1 = USD 5	5 tonne (HKD 1,290,336)	3 Mths Prompt	Physical	LME
LME Zinc	USD	LME***	<a href="#">ZSD</a>	E : 08:00 - 02:00 O : 18:40 - 00:00	USD 8,400 (HKD 65,271)	USD 6,000 (HKD 46,622)	9.39	0.5 = USD 12.5 0.25 = USD 6.25	25 tonne (HKD 612,688)	3 Mths Prompt	Physical	LME
SGX TSI Iron Ore CFR China (62% Fe Fines)	USD	SGX	<a href="#">FEF</a>	E : 07:25 - 20:00 (T+1) 20:15 - 05:15	USD 1,342 (HKD 10,428)	USD 1,220 (HKD 9,480)	7.90	0.01pt. = USD 1	100 metric t.oz (HKD 82,420)	48 Consecutive Mths	Cash	Asia Futures USD
HKEX USD Gold	USD	HKFE	<a href="#">GDU</a>	E : 09:00 - 16:15 (T+1): 17:00 - 03:00	USD 4,404 (HKD 5,863)	USD 2,936 (HKD 4,690)	19.26	0.01=USD 10	1 kg (HKD 76,263)	Spot Month and the next eleven mths	Physical	HKFE USD

Contract	Curr.	Exchange	Codes	Trading Time	I. Margin	M.Margin	Gearing	Tick Size	Contract Value	Contract Mth.	Cash/Physical Delivery	Board Group
HKEX CNY Gold	CNY	HKFE	<a href="#">GDR</a>	E : 09:00 - 16:15 (T+1): 17:00 - 03:00	CNY 36,047 (HKD 5,863)	CNY 20,598 (HKD 4,690)	16.66	0.05 = CNY 50	1 kg (HKD 76,263)	Spot Month and the next eleven mths	Physical	HKFE CNY
USD Mini LME Aluminium	USD	HKFE	<a href="#">LUA</a>	E : 09:00 - 16:30 (T+1): 17:15 - 03:00	USD 1,218 (HKD 9,464)	USD 974 (HKD 7,568)	10.38	1 = USD 5	5 tonne (HKD 98,275)	Spot Month and the next eleven mths	Cash	HKFE USD
USD Mini LME Copper	USD	HKFE	<a href="#">LUC</a>	E : 09:00 - 16:30 (T+1): 17:15 - 03:00	USD 3,098 (HKD 24,072)	USD 2,478 (HKD 19,255)	15.39	1 = USD 5	5 tonne (HKD 370,566)	Spot Month and the next eleven mths	Cash	HKFE USD
USD Mini LME Nickel	USD	HKFE	<a href="#">LUN</a>	E : 09:00 - 16:30 (T+1): 17:15 - 03:00	USD 5,945 (HKD 46,194)	USD 4,756 (HKD 36,956)	2.88	1 = USD 1	1 tonne (HKD 133,059)	Spot Month and the next eleven mths	Cash	HKFE USD
USD Mini LME Lead	USD	HKFE	<a href="#">LUP</a>	E : 09:00 - 16:30 (T+1): 17:15 - 03:00	USD 746 (HKD 5,797)	USD 596 (HKD 4,631)	13.51	1 = USD 5	5 tonne (HKD 78,305)	Spot Month and the next eleven mths	Cash	HKFE USD
USD Mini LME Tin	USD	HKFE	<a href="#">LUN</a>	E : 09:00 - 16:30 (T+1): 17:15 - 03:00	USD 4,229 (HKD 32,861)	USD 3,383 (HKD 26,287)	7.64	1 = USD 1	1 tonne (HKD 251,066)	Spot Month and the next eleven mths	Cash	HKFE USD
USD Mini LME Zinc	USD	HKFE	<a href="#">LUZ</a>	E : 09:00 - 16:30 (T+1): 17:15 - 03:00	USD 1,423 (HKD 11,057)	USD 1,138 (HKD 8,843)	10.53	1 = USD 5	5 tonne (HKD 116,419)	Spot Month and the next eleven mths	Cash	HKFE USD
CNY Mini LME Aluminium	CNY	HKFE	<a href="#">LRA</a>	E : 09:00 - 16:30 (T+1): 17:15 - 03:00	CNY 8,179 (HKD 8,993)	CNY 6,543 (HKD 7,195)	10.95	0.5 = CNY 2.5	5 tonne (HKD 98,440)	Spot Month and the next eleven mths	Cash	HKFE CNY
CNY Mini LME Zinc	CNY	HKFE	<a href="#">LRZ</a>	E : 09:00 - 16:30 (T+1): 17:15 - 03:00	CNY 9,576 (HKD 10,530)	CNY 7,660 (HKD 8,423)	11.08	0.5 = CNY 2.5	5 tonne (HKD 116,638)	Spot Month and the next eleven mths	Cash	HKFE CNY
CNY Mini LME Copper	CNY	HKFE	<a href="#">LRC</a>	E : 09:00 - 16:30 (T+1): 17:15 - 03:00	CNY 20,854 (HKD 22,931)	CNY 16,683 (HKD 18,344)	32.38	0.5 = CNY 5	5 tonne (HKD 742,437)	Spot Month and the next eleven mths	Cash	HKFE CNY

\* United States & Europe have day light saving time, relevant information will be updated accordingly.

\*\* Note: Physical delivery is **not** available by Guatai Junan Futures (HK) Ltd. Force Liquidation will be taken if deliverable contracts are not settled by clients 3 days before first notice day or last trading day (earlier day is applied).

\*\*\* All capital involved in the LME market can only be withdrawn or applied to other markets after prompt day specified by LME though, it can be applied to the LME again.

<u>Name of Exchange</u>	<u>Exchange Code</u>
Bursa Malaysia Berhad	BM
Chicago Mercantile Exchange	CME
CME - Chicago Board of Trade	CME-CBT
CME - New York Mercantile Exchange	CME-NYMEX
CME-The Commodity Exchange	CME-COMEX
European Exchange	EUREX
Hong Kong Exchange	HKEX
Intercontinental Exchange Europe	ICE-EUROPE
Intercontinental Exchange U.S.	ICE-US
London Metal Exchange	LME
NYSE Liffe	NYSE-Liffe
NYSE-Liffe US	NYSE-Liffe US
Singapore Exchange	SGX