








Contract	Curr.	Exchange	Codes	Trading Time	I. Margin	M.Margin	Gearing	Tick Size	Contract Value	Contract Mth.	Cash/Physical Delivery	Board Group
 Guotai Junan Futures (HK) Limited												
Hang Seng	HKD	HKFE	<a href="#">HSI</a>	E : 09:15 - 12:00; 13:00 - 16:30 (08:45 pre-open) (T+1) 17:15-03:00	HKD 134,995	HKD 107,996	7.26	1pt. = HKD 50	HKD50xIndex (HKD 980,300)	Front; Next & 2 Quarterly Mths & following 5 Decembers Mths	Cash	HKFE Index
Mini Hang Seng	HKD	HKFE	<a href="#">MHI</a>	E : 09:15 - 12:00; 13:30 - 16:30 (08:45 pre-open) (T+1) 17:15-03:00	HKD 26,999	HKD 21,599	7.19	1pt. = HKD 10	HKD10xIndex (HKD 194,190)	Front; Next & 2 Quarterly Mths	Cash	HKFE Mini Index
Hang Seng China Enterprises	HKD	HKFE	<a href="#">HHI</a>	E : 09:15 - 12:00; 13:30 - 16:30 (08:45 pre-open) (T+1) 17:15-03:00	HKD 52,402	HKD 41,921	6.66	1pt. = HKD 50	HKD50xIndex (HKD 69,810)	Front; Next & 2 Quarterly Mths & following 5 Decembers Mths	Cash	HKFE Index
Mini Hang Seng China Enterprises	HKD	HKFE	<a href="#">MCH</a>	E : 09:15 - 12:00; 13:30 - 16:30 (08:45 pre-open) (T+1) 17:15-03:00	HKD 10,480	HKD 8,384	6.66	1pt. = HKD 10	HKD10xIndex (HKD 69,810)	Front; Next & 2 Quarterly Mths	Cash	HKFE Mini Index
Hang Seng Tech Index	HKD	HKFE	<a href="#">HTI</a>	E : 09:15 - 12:00; 13:30 - 16:30 (08:45 pre-open) (T+1) 17:15-03:00	HKD 47,720	HKD 38,176	4.53	1pt. = HKD 50	HKD50xIndex (HKD 216,050)	Front; Next & 2 Quarterly Mths	Cash	HKFE Index
MSCI Taiwan Index	USD	HKFE	<a href="#">MTW</a>	E : 08:45 - 13:45 (08:30 pre-open) (T+1) 14:30-03:00	USD 6,729	USD 5,383	14.11	0.1點 = USD 10	USD 100xIndex (HKD 94,940)	Front; Next & 4 Quarterly Mths	Cash	HKFE USD
MSCI China A 50 Index	USD	HKFE	<a href="#">MCA</a>	E : 09:00 - 16:30 (08:45 pre-open) (T+1) 17:15-03:00	USD 4,801	USD 3,840	N/A	0.2點 = USD 5	USD 25xIndex (HKD 212,340)	Front; Next & 4 Quarterly Mths	Cash	HKFE USD
HSI Volatility Index	HKD	HKFE	<a href="#">VHS</a>	E : 09:15 - 12:00; 13:00 - 16:30	HKD 44,900	HKD 35,920	2.68	0.05點 = HKD 250	HKD5000xIndex (HKD 120,250)	Front & Next 2 Mths	Cash	HKFE Index
SGX Nikkei 225	JPY	SGX	<a href="#">NK</a>	E: 07:30 - 14:25 (07:15 pre-open) (T+1) 14:55 - 05:15	JPY 1,265,000 (HKD 63,808)	JPY 1,150,000 (HKD 58,007)	15.14	5pt. = JPY 2,500	JPY500xIndex (HKD 965,824)	6 nearest serial months & 32 nearest quarterly months	Cash	Asia Futures JPY
SGX Mini Nikkei 225	JPY	SGX	<a href="#">NS</a>	E : 07:30 - 15:25 (07:15 pre-open) (T+1) 14:55 - 05:15	JPY 253,000 (HKD 12,762)	JPY 230,000 (HKD 11,601)	15.14	1pt. = JPY 100	JPY100xIndex (HKD 193,165)	3 nearest serial months & 6 nearest quarterly months	Cash	Asia Mini Futures JPY
SGX FTSE Xinhua China A50	USD	SGX	<a href="#">CN</a>	E : 09:00 - 16:30 (08:45 pre-open) (T+1) 17:00 - 05:15	USD 1,265 (HKD 9,848)	USD 1,150 (HKD 8,953)	10.62	1pt. = USD 1	USD1xIndex (HKD 104,616)	Front; Next Mth & Quaterly Mths within 1 yr	Cash	Asia Futures USD
NSE IFSC Nifty 50	USD	SGX	<a href="#">GIN</a>	E : 09:00 - 18:10 (08:45 pre-open) (T+1) 19:05 - 05:15	USD 2,090 (HKD 16,271)	USD 1,900 (HKD 14,792)	22.64	0.5pt. = USD 1	USD2xIndex (HKD 368,313)	Front; Next Mth & 4 Quaterly Mths	Cash	Asia Futures USD
SGX MSCI Singapore	SGD	SGX	<a href="#">SG</a>	E : 08:30 - 17:10 (08:15 pre-open) (T+1) 17:40 - 05:15	SGD 1,540 (HKD 8,930)	SGD 1,400 (HKD 8,118)	23.71	0.05pt. = SGD 5	SGD 100xIndex (HKD 211,704)	2 Recent Non-Quarterly Mths & 4 Quarterly mths	Cash	Asia Futures SGD
Mini Dow Jones (\$5)	USD	CME-CBT	<a href="#">YM</a>	E : 07:00 - 06:00	USD 11,440 (HKD 89,062)	USD 10,400 (HKD 80,965)	19.04	1pt. = USD 5	USD5xIndex (HKD 1,695,906)	4 Quarterly Mths	Cash	US Mini Futures
Micro Mini Dow Jones	USD	CME-CBT	<a href="#">MYM</a>	E : 07:00 - 06:00	USD 1,144 (HKD 8,906)	USD 1,040 (HKD 8,097)	19.04	1pt. = USD 0.5	USD0.5xIndex (HKD 169,591)	4 Quarterly Mths	Cash	US Micro E-Mini Futures
Mini S&P 500	USD	CME	<a href="#">ES</a>	E : 07:00 - 06:00	USD 16,060 (HKD 125,029)	USD 14,600 (HKD 113,662)	18.36	0.25pt. = USD 12.5	USD50xIndex (HKD 2,295,242)	Quarterly contracts listed for 9 consecutive quarters and 3 additional December contract months	Cash	US Mini Futures
Micro Mini S&P 500	USD	CME	<a href="#">MES</a>	E : 07:00 - 06:00	USD 1,606 (HKD 12,503)	USD 1,460 (HKD 11,366)	18.36	0.25pt. = USD 1.25	USD5xIndex (HKD 229,524)	5 Quarterly Mths	Cash	US Micro E-Mini Futures
Mini Nasdaq 100	USD	CME	<a href="#">NQ</a>	E : 07:00 - 06:00	USD 24,420 (HKD 190,112)	USD 22,200 (HKD 172,829)	16.78	0.25pt. = USD 5	USD20xIndex (HKD 3,190,918)	5 Quarterly Mths & next 4 Dec	Cash	US Mini Futures
Micro Mini Nasdaq 100	USD	CME	<a href="#">MNQ</a>	E : 07:00 - 06:00	USD 2,442 (HKD 19,011)	USD 2,220 (HKD 17,283)	16.78	0.25pt. = USD 0.5	USD2xIndex (HKD 319,092)	5 Quarterly Mths	Cash	US Micro E-Mini Futures
Mini Russell 2000	USD	CME	<a href="#">RTY</a>	E : 07:00 - 06:00	USD 8,360 (HKD 65,083)	USD 7,600 (HKD 59,167)	13.84	0.1pt. = USD 5	USD20xIndex (HKD 900,580)	5 Quarterly Mths	Cash	US Mini Futures
Micro Mini Russell 2000	USD	CME	<a href="#">M2K</a>	E : 07:00 - 06:00	USD 836 (HKD 6,508)	USD 760 (HKD 5,917)	13.84	0.1pt. = USD 0.5	USD20xIndex (HKD 90,058)	5 Quarterly Mths	Cash	US Micro E-Mini Futures
Nikkei 225 USD	USD	CME	<a href="#">NKD</a>	E : 07:00 - 06:00	USD 14,300 (HKD 111,327)	USD 13,000 (HKD 101,206)	13.30	5pt. = USD 25	USD5xIndex (HKD 1,480,726)	Quarterly contracts (Mar, Jun, Sep, Dec) listed for 12 quarters, and 3 additional Dec contract months	Cash	US Futures & Options
DAX (DAX)	EUR	EUREX	<a href="#">DAX</a>	E : 08:15- 05:00	EUR 42,577 (HKD 349,399)	EUR 35,481 HKD 0	11.32	0.5點 = EUR 12.5	EUR25xIndex (HKD 3,955,219)	3 Quarterly Mths	Cash	Europe Futures EUR
Mini DAX (Mini DAX)	EUR	EUREX	<a href="#">FDXM</a>	E : 08:15- 05:00	EUR 8,515 (HKD 69,876)	EUR 7,096 HKD 0	11.32	1點 = EUR 5	EUR5xIndex (HKD 791,044)	3 Quarterly Mths	Cash	Europe Futures EUR
FTSE 100	GBP	NYSE-Liffe	<a href="#">Z</a>	E : 09:00 - 05:00	GBP 4,691 (HKD 46,077)	GBP 3,909 (HKD 38,396)	17.24	0.5pt. = GBP 5	GBP10xIndex (HKD 794,588)	4 Quarterly Mths	Cash	Europe Futures GBP
FTSE Bursa Malaysia KLCI	MYR	BM	<a href="#">FKLI</a>	E: 08:45 - 12:45; 14:30 - 17:15 (Mon-Thur T+1) 21:00 - 02:30	MYR 4,800 (HKD 8,364)	MYR 4,000 (HKD 6,970)	16.61	0.5pt. = MYR 25	MYR50xIndex (HKD 138,914)	Front; Next & 2 Quarterly Mths	Cash	Asia Futures MYR
 Guotai Junan Futures (HK) Limited												
HSBC Holdings Plc.	HKD	HKFE	<a href="#">HKB</a>	E : 09:30 - 12:00; 13:00 - 16:00	HKD 0	HKD 1,468	15.22	0.01pt. = HKD 4	HKD400xprice (HKD 27,936)	Front; Next 2 Mths & Next 2 Quarterly Mths	Cash	HKFE Stock Futures
China Mobile Limited	HKD	HKFE	<a href="#">CHT</a>	E : 09:30 - 12:00; 13:00 - 16:00	HKD 0	HKD 2,308	12.27	0.01pt. = HKD 5	HKD500xprice (HKD 35,420)	Front; Next 2 Mths & Next 2 Quarterly Mths	Cash	HKFE Stock Futures
China Construction Bank	HKD	HKFE	<a href="#">CCB</a>	E : 09:30 - 12:00; 13:00 - 16:00	HKD 549	HKD 439	10.73	0.01pt. = HKD 10	HKD1,000xprice (HKD 5,890)	Front; Next 2 Mths & Next 2 Quarterly Mths	Cash	HKFE Stock Futures
ICBC	HKD	HKFE	<a href="#">ICB</a>	E : 09:30 - 12:00; 13:00 - 16:00	HKD 418	HKD 334	11.03	0.01pt. = HKD 10	HKD1,000xprice (HKD 4,610)	Front; Next 2 Mths & Next 2 Quarterly Mths	Cash	HKFE Stock Futures
CNOOC Limited	HKD	HKFE	<a href="#">CNC</a>	E : 09:30 - 12:00; 13:00 - 16:00	HKD 2,713	HKD 2,170	6.22	0.01pt. = HKD 10	HKD1,000xprice (HKD 16,880)	Front; Next 2 Mths & Next 2 Quarterly Mths	Cash	HKFE Stock Futures

Contract	Curr.	Exchange	Codes	Trading Time	I. Margin	M.Margin	Gearing	Tick Size	Contract Value	Contract Mth.	Cash/Physical Delivery	Board Group
Huaneng Power International	HKD	HKFE	<a href="#">HNP</a>	E : 09:30 - 12:00; 13:00 - 16:00	HKD 1,150	HKD 920	7.18	0.01pt. = HKD 20	HKD2,000xprice (HKD 8,260)	Front; Next 2 Mths & Next 2 Quarterly Mths	Cash	HKFE Stock Futures
Ping An Insurance	HKD	HKFE	<a href="#">PAI</a>	E : 09:30 - 12:00; 13:00 - 16:00	HKD 5,240	HKD 4,192	4.36	0.01pt. = HKD 5	HKD500xprice (HKD 22,860)	Front; Next 2 Mths & Next 2 Quarterly Mths	Cash	HKFE Stock Futures
China Merchants Bank	HKD	HKFE	<a href="#">CMB</a>	E : 09:30 - 12:00; 13:00 - 16:00	HKD 4,016	HKD 3,212	4.54	0.01pt. = HKD 5	HKD500xprice (HKD 18,230)	Front; Next 2 Mths & Next 2 Quarterly Mths	Cash	HKFE Stock Futures
Bank of China	HKD	HKFE	<a href="#">BCL</a>	E : 09:30 - 12:00; 13:00 - 16:00	HKD 343	HKD 274	10.58	0.01pt. = HKD 10	HKD1,000xprice (HKD 3,630)	Front; Next 2 Mths & Next 2 Quarterly Mths	Cash	HKFE Stock Futures
China Petroleum & Chemical	HKD	HKFE	<a href="#">CPC</a>	E : 09:30 - 12:00; 13:00 - 16:00	HKD 1,195	HKD 956	0.70	0.01pt. = HKD 20	HKD2,000xprice (HKD 4,210)	Front; Next 2 Mths & Next 2 Quarterly Mths	Cash	HKFE Stock Futures
Hong Kong Exchanges & Clearing	HKD	HKFE	<a href="#">HEX</a>	E : 09:30 - 12:00; 13:00 - 16:00	HKD 6,689	HKD 5,351	4.49	0.01pt. = HKD 1	HKD100xprice (HKD 300,410)	Front; Next 2 Mths & Next 2 Quarterly Mths	Cash	HKFE Stock Futures
PetroChina	HKD	HKFE	<a href="#">PEC</a>	E : 09:30 - 12:00; 13:00 - 16:00	HKD 1,529	HKD 1,223	7.18	0.01pt. = HKD 20	HKD2,000xprice (HKD 5,490)	Front; Next 2 Mths & Next 2 Quarterly Mths	Cash	HKFE Stock Futures
China Communications Construction	HKD	HKFE	<a href="#">CCC</a>	E : 09:30 - 12:00; 13:00 - 16:00	HKD 875	HKD 700	5.83	0.01pt. = HKD 10	HKD1,000xprice (HKD 5,100)	Front; Next 2 Mths & Next 2 Quarterly Mths	Cash	HKFE Stock Futures
China Life Insurance	HKD	HKFE	<a href="#">CLI</a>	E : 09:30 - 12:00; 13:00 - 16:00	HKD 4,295	HKD 3,436	3.58	0.01pt. = HKD 10	HKD1,000xprice (HKD 15,390)	Front; Next 2 Mths & Next 2 Quarterly Mths	Cash	HKFE Stock Futures
Bank of Communications	HKD	HKFE	<a href="#">BCM</a>	E : 09:30 - 12:00; 13:00 - 16:00	HKD 538	HKD 430	10.82	0.01pt. = HKD 10	HKD1,000xprice (HKD 5,820)	Front; Next 2 Mths & Next 2 Quarterly Mths	Cash	HKFE Stock Futures
China Minsheng Banking Corporation	HKD	HKFE	<a href="#">MSB</a>	E : 09:30 - 12:00; 13:00 - 16:00	HKD 4,029	HKD 3,223	7.27	0.01pt. = HKD 100	HKD10,000xprice (HKD 2,930)	Front; Next 2 Mths & Next 2 Quarterly Mths	Cash	HKFE Stock Futures
Tencent Holdings Ltd.	HKD	HKFE	<a href="#">TCH</a>	E : 09:30 - 12:00; 13:00 - 16:00	HKD 4,894	HKD 3,915	8.20	0.01pt. = HKD 100	HKD100xprice (HKD 401,500)	Front; Next 2 Mths & Next 2 Quarterly Mths	Cash	HKFE Stock Futures
Xiaomi Corporation	HKD	HKFE	<a href="#">MIU</a>	E : 09:30 - 12:00; 13:00 - 16:00	HKD 3,404	HKD 2,723	0.82	0.01pt. = HKD 100	HKD100xprice (HKD 28,080)	Front; Next 2 Mths & Next 2 Quarterly Mths	Cash	HKFE Stock Futures
Meituan DianPing	HKD	HKFE	<a href="#">MET</a>	E : 09:30 - 12:00; 13:00 - 16:00	HKD 21,319	HKD 17,055	0.80	0.01pt. = HKD 100	HKD100xprice (HKD 169,790)	Front; Next 2 Mths & Next 2 Quarterly Mths	Cash	HKFE Stock Futures
Anhui Conch cement Co. Ltd.	HKD	HKFE	<a href="#">ACC</a>	E : 09:30 - 12:00; 13:00 - 16:00	HKD 1,941	HKD 1,552	1.06	0.01pt. = HKD 100	HKD100xprice (HKD 20,620)	Front; Next 2 Mths & Next 2 Quarterly Mths	Cash	HKFE Stock Futures
CSOP FTSE China A50 ETF	HKD	HKFE	<a href="#">CSA</a>	E : 09:30 - 12:00; 13:00 - 16:00	HKD 10,201	HKD 8,160	6.46	0.01pt. = HKD 50	HKD5,000xprice (HKD 13,170)	Front; Next 2 Mths & Next 2 Quarterly Mths	Cash	HKFE Stock Futures
iShares FTSE A50 China Index ETF	HKD	HKFE	<a href="#">A50</a>	E : 09:30 - 12:00; 13:00 - 16:00	HKD 10,586	HKD 8,468	6.59	0.01pt. = HKD 50	HKD5,000xprice (HKD 13,960)	Front; Next 2 Mths & Next 2 Quarterly Mths	Cash	HKFE Stock Futures
China AMC CSI 300 Index ETF	HKD	HKFE	<a href="#">AMC</a>	E : 09:30 - 12:00; 13:00 - 16:00	HKD 14,949	HKD 11,959	5.89	0.01pt. = HKD 20	HKD2,000xprice (HKD 44,030)	Front; Next 2 Mths & Next 2 Quarterly Mths	Cash	HKFE Stock Futures
<b>Agricultural Futures</b>					 Guotai Junan Futures (HK) Limited							
Corn	USD	CME-CBT	<a href="#">C</a>	E : 09:00 - 21:45; 22:30 - 03:20	USD 1,155 (HKD 8,992)	USD 1,050 (HKD 8,174)	18.35	0.0025 = USD 12.5	5,000 bushel (HKD 165,044)	Mar; May; Jul; Sep; Dec	Physical	US Futures & Options
Mini-sized Corn	USD	CME-CBT	<a href="#">YC</a>	E : 09:00 - 21:45; 22:30 - 03:20	USD 231 (HKD 1,798)	USD 210 (HKD 1,635)	18.35	0.00125 = USD 1.25	1,000 bushel (HKD 33,009)	Mar; May; Jul; Sep; Dec	Physical	US Mini Futures
Soybeans	USD	CME-CBT	<a href="#">S</a>	E : 09:00 - 21:45; 22:30 - 03:20	USD 2,200 (HKD 17,127)	USD 2,000 (HKD 15,570)	22.69	0.0025 = USD 12.5	5,000 bushel (HKD 388,671)	Jan; Mar; May; Jul; Aug; Sep; Nov	Physical	US Futures & Options
Mini-sized Soybean	USD	CME-CBT	<a href="#">YK</a>	E : 09:00 - 21:45; 22:30 - 03:20	USD 440 (HKD 3,425)	USD 400 (HKD 3,114)	22.69	0.00125 = USD 1.25	1,000 bushel (HKD 77,734)	Jan; Mar; May; Jul; Aug; Sep; Nov	Physical	US Mini Futures
Wheat	USD	CME-CBT	<a href="#">W</a>	E : 09:00 - 21:45; 22:30 - 03:20	USD 2,310 (HKD 17,984)	USD 1,750 (HKD 13,624)	11.61	0.0025 = USD 12.5	5,000 bushel (HKD 208,835)	Mar; May; Jul; Sep; Dec	Physical	US Futures & Options
Mini-sized Wheat	USD	CME-CBT	<a href="#">YW</a>	E : 09:00 - 21:45; 22:30 - 03:20	USD 462 (HKD 3,597)	USD 350 (HKD 2,725)	11.61	0.00125 = USD 1.25	1,000 bushel (HKD 41,767)	Mar; May; Jul; Sep; Dec	Physical	US Mini Futures
Soybean Meal	USD	CME-CBT	<a href="#">SM</a>	E : 09:00 - 21:45; 22:30 - 03:20	USD 2,640 (HKD 20,553)	USD 2,000 (HKD 15,570)	10.97	0.1 = USD 10	100 short ton (HKD 225,456)	Jan; Mar; May; Jul; Aug; Sep; Oct; Dec	Physical	US Futures & Options
Soybean Oil	USD	CME-CBT	<a href="#">BO</a>	E : 09:00 - 21:45; 22:30 - 03:20	USD 2,244 (HKD 17,470)	USD 1,700 (HKD 13,235)	12.13	0.0001 = USD 6	60,000 lbs (HKD 211,833)	Jan; Mar; May; Jul; Aug; Sep; Oct; Dec	Physical	US Futures & Options
Oats	USD	CME-CBT	<a href="#">O</a>	E : 09:00 - 21:45; 22:30 - 03:20	USD 1,375 (HKD 10,705)	USD 1,250 (HKD 9,731)	12.97	0.0025 = USD 12.5	5,000 bushel (HKD 138,867)	Mar; May; Jul; Sep; Dec	Physical	US Futures & Options
Rough Rice	USD	CME-CBT	<a href="#">RR</a>	E : 09:00 - 21:45; 22:30 - 03:20	USD 1,540 (HKD 11,989)	USD 1,400 (HKD 10,899)	19.54	0.005 = USD 10	2,000 cwt (HKD 234,254)	Jan; Mar; May; Jul; Sep; Nov	Physical	US Futures & Options
KCBT Wheat	USD	KCBT	<a href="#">KB</a>	E : 09:00 - 21:45; 22:30 - 03:20	USD 2,508 (HKD 19,525)	USD 1,900 (HKD 14,792)	10.77	0.0025 = USD 12.5	5,000 bushel (HKD 210,198)	Mar; May; Jul; Sep; Dec	Physical	US Futures & Options
Cocoa	USD	ICE US	<a href="#">CC</a>	E : 17:45 - 02:30(08:00 pre-open)	USD 12,168 (HKD 94,729)	USD 10,140 (HKD 78,941)	6.99	1 = USD 10	10 metric ton (HKD 662,045)	Mar; May; Jul; Sep; Dec	Physical	US Futures & Options
Coffee	USD	ICE US	<a href="#">KC</a>	E : 17:45 - 02:30 (08:00 pre-open)	USD 8,010 (HKD 62,359)	USD 6,675 (HKD 51,966)	13.26	0.0005 = USD 18.75	37,500 lbs (HKD 827,070)	Mar; May; Jul; Sep; Dec	Physical	US Futures & Options
Cotton	USD	ICE US	<a href="#">CT</a>	E : 10:00 - 03:20 (07:30 pre-open)	USD 2,514 (HKD 19,572)	USD 2,095 (HKD 16,310)	13.29	0.0001 = USD 5	50,000 lbs (HKD 260,022)	Mar; May; Jul; Oct; Dec	Physical	US Futures & Options

Contract	Curr.	Exchange	Codes	Trading Time	I. Margin	M.Margin	Gearing	Tick Size	Contract Value	Contract Mth.	Cash/Physical Delivery	Board Group
FCOJ-A	USD	ICE US	<a href="#">OJ</a>	E : 21:00 - 03:00 (08:00 pre-open)	USD 6,934 (HKD 53,982)	USD 5,778 (HKD 44,982)	10.39	0.0005 = USD 7.5	15,000 lbs (HKD 560,819)	Jan; Mar; May; Jul; Sep; Nov	Physical	US Futures & Options
Sugar No.11	USD	ICE US	<a href="#">SB</a>	E : 16:30 - 02:00 (08:00 pre-open)	USD 1,868 (HKD 14,543)	USD 1,557 (HKD 12,121)	12.94	0.0001 = USD 11.2	112,000 lbs (HKD 188,163)	Mar; May; Jul; Oct	Physical	US Futures & Options
Lean Hogs	USD	CME	<a href="#">LH</a>	E : 22:30 - 03:05	USD 1,925 (HKD 14,986)	USD 1,750 (HKD 13,624)	17.23	0.00025 = USD 10	40,000 lbs (HKD 258,154)	Feb; Apr; May; Jun; Jul; Aug; Oct; Dec	Cash	US Futures & Options
Live Cattle	USD	CME	<a href="#">LC</a>	E : 22:30 - 03:05	USD 2,420 (HKD 18,840)	USD 2,200 (HKD 17,127)	30.24	0.00025 = USD 10	40,000 lbs (HKD 569,714)	Feb; Apr; Jun; Aug; Oct; Dec	Physical	US Futures & Options
Feeder Cattle	USD	CME	<a href="#">FC</a>	E : 22:30 - 03:05	USD 4,538 (HKD 35,329)	USD 4,125 (HKD 32,114)	27.67	0.00025 = USD 12.5	50,000 lbs (HKD 977,419)	Jan; Mar; Apr; May; Aug; Sep; Oct; Nov	Cash	US Futures & Options
Crude Palm Oil	MYR	BM	<a href="#">FCPO</a>	10:30 - 12:30; 14:30 - 18:00 (Mon-Thur T+1) 21:00 - 23:30	MYR 8,400 (HKD 14,636)	MYR 7,000 (HKD 12,197)	15.24	1 = MYR 25	25 metric ton (HKD 222,985)	Spot month and the next 11 succeeding months, alternate months up to 36 months ahead	Physical	Asia Futures MYR
SGX SICOM Technically Specified Rubber 20	USD	SGX	<a href="#">TF</a>	E : 07:55 - 18:00	USD 792 (HKD 6,166)	USD 720 (HKD 5,605)	11.79	0.1 = USD 5	5 metric ton (HKD 72,713)	Nearest 12 Mths	Physical	Asia Futures USD
NYSE Liffe Cocoa	GBP	NYSE-Liffe	<a href="#">C</a>	E: 17:30 - 00:55	GBP 13,332 (HKD 130,953)	GBP 11,110 (HKD 109,128)	5.33	1 = GBP 10	10 tonnes (HKD 697,984)	Nearest 10 Contract Mths of Mar; May; Jul ; Sep & Dec	Physical	Europe Futures GBP
NYSE Liffe Robusta Coffee	USD	NYSE-Liffe	<a href="#">RC</a>	E : 17:00 - 01:30	USD 7,200 (HKD 56,053)	USD 6,000 (HKD 46,711)	6.63	1 = USD 10	10 tonnes (HKD 371,349)	Nearest 10 Contract Mths of Jan; Mar; May ; Jul; Sep & Dec	Physical	Europe Futures USD
NYSE Liffe White Sugar No. 407	USD	NYSE-Liffe	<a href="#">W</a>	E : 16:45 - 02:00	USD 2,466 (HKD 19,198)	USD 2,055 (HKD 15,998)	11.25	0.1 = USD 5	50 tonnes (HKD 216,037)	Nearest 8 Contract Mths of Mar; May; Aug; Sep; Dec	Physical	Europe Futures USD
<b>Currencies Futures</b>												
 Guotai Junan Futures (HK) Limited												
AUD/USD	USD	CME	<a href="#">AD</a>	E : 07:00 - 06:00	USD 2,112 (HKD 16,442)	USD 1,600 (HKD 12,456)	30.57	0.00005 = USD 5	AUD 100,000 (HKD 502,684)	3 Consecutive Mths & 20 mths in the March Quarterly	Physical	US Futures & Options
GBP/USD	USD	CME	<a href="#">BP</a>	E : 07:00 - 06:00	USD 3,344 (HKD 26,033)	USD 1,900 (HKD 14,792)	23.57	0.0001 = USD 6.25	GBP 62,500 (HKD 613,612)	3 Consecutive Mths & 20 mths in the March Quarterly	Physical	US Futures & Options
CAD/USD	USD	CME	<a href="#">CD</a>	E : 07:00 - 06:00	USD 1,650 (HKD 12,845)	USD 1,250 (HKD 9,731)	43.05	0.00005 = USD 5	CAD 100,000 (HKD 552,937)	3 Consecutive Mths & 220 mths in the March Quarterly	Physical	US Futures & Options
EUR/USD	USD	CME	<a href="#">EC</a>	E : 07:00 - 06:00	USD 4,928 (HKD 38,365)	USD 2,100 (HKD 16,349)	26.76	0.00005 = USD 6.25	EUR 125,000 (HKD 1,026,611)	3 Consecutive Mths & 20 mths in the March Quarterly	Physical	US Futures & Options
E-mini EUR/USD	USD	CME	<a href="#">EZ</a>	E : 07:00 - 06:00	USD 2,464 (HKD 19,182)	USD 1,400 (HKD 10,899)	26.76	0.0001 = USD 6.25	EUR 62,500 (HKD 513,330)	2 Consecutive Quarterly Mths	Physical	US Mini Futures
JPY/USD	USD	CME	<a href="#">JY</a>	E : 07:00 - 06:00	USD 6,336 (HKD 49,326)	USD 3,600 (HKD 28,026)	12.84	0.0000005 = USD 6.25	JPY 12.5M (HKD 633,367)	3 Consecutive Mths & 20 mths in the March Quarterly	Physical	US Futures & Options
E-mini JPY/USD	USD	CME	<a href="#">JZ</a>	E : 07:00 - 06:00	USD 3,168 (HKD 24,663)	USD 1,800 (HKD 14,013)	12.84	0.000001 = USD 6.25	JPY 6.25M (HKD 316,708)	2 Consecutive Quarterly Mths	Physical	US Mini Futures
EUR/JPY	JPY	CME	<a href="#">RY</a>	E : 07:00 - 06:00	JPY 968,000 (HKD 48,827)	JPY 550,000 (HKD 27,743)	20.93	0.01 = JPY 1,250	EUR 125,000 (HKD 1,022,002)	6 Consecutive Quarterly Mths	Physical	US Futures & Options
NZD/USD	USD	CME	<a href="#">NE</a>	E : 07:00 - 06:00	USD 1,848 (HKD 14,387)	USD 1,400 (HKD 10,899)	31.72	0.00005 = USD 5	NZD 100,000 (HKD 456,285)	6 Consecutive Quarterly Mths	Physical	US Futures & Options
CHF/USD	USD	CME	<a href="#">SF</a>	E : 07:00 - 06:00	USD 6,072 (HKD 47,271)	USD 4,600 (HKD 35,811)	23.27	0.0001 = USD 12.5	CHF 125,000 (HKD 1,099,840)	20 Consecutive Quarterly Mths	Physical	US Futures & Options
RMB/USD	USD	CME	<a href="#">RMB</a>	E : 07:00 - 06:00	USD 7,260 (HKD 56,520)	USD 4,620 (HKD 35,967)	19.18	0.00001 = USD 10	RMB 1,000,000 (HKD 1,084,309)	13 Consecutive Mths & Next 8 Quarterly Mths	Cash	US Futures & Options
USD/RMB	CNY	HKFE	<a href="#">CUS</a>	E : 08:30 - 18:30; 19:15 - 03:00	CNY 19,830 (HKD 21,350)	CNY 11,331 (HKD 12,199)	36.48	0.0001 = CNY 10	USD 100,000 (HKD 778,855)	Front; Next 3 Mths & Next 6 Quaterly Mths	Physical	HKFE CNY
CNY/USD	USD	SGX	<a href="#">CY</a>	E : 07:25 - 17:55 ; 18:15 - 05:15	USD 1,760 (HKD 13,702)	USD 800 (HKD 6,228)	39.47	0.0001 = USD 5	CNY 500,000 (HKD 540,870)	13 monthly followed by the next 8 quarterly months	Cash	Asia Futures USD
USD/CNH	CNY	SGX	<a href="#">UC</a>	E : 07:00 - 17:55 ; 18:15 - 05:15	CNY 11,000 (HKD 11,843)	CNY 5,000 (HKD 5,383)	65.77	0.0001 = CNY 10	USD 100,000 (HKD 778,898)	13 monthly followed by the next 8 quarterly months	Cash	Asia Futures CNY
USD/SDG	SGD	SGX	<a href="#">US</a>	E : 07:00 - 19:30 ; 19:50 - 05:15	SGD 1,210 (HKD 7,016)	SGD 550 (HKD 3,189)	27.69	0.0001 = SGD 2.5	USD 25,000 (HKD 194,309)	12 Consecutive Mths	Cash	Asia Futures SGD
MXN/USD	USD	CME	<a href="#">MP</a>	E : 07:00 - 06:00	USD 2,640 (HKD 20,553)	USD 2,000 (HKD 15,570)	9.29	0.000001 = USD 10	MXP 500,000 (HKD 190,930)	13 Consecutive Mths & Next 2 Quarterly Mths	Physical	US Futures & Options
US Dollar Index	USD	ICE-US	<a href="#">DX</a>	E : 09:00 - 06:00 (08:30 pre-open) Open 08:00 on Monday (06:30 pre-open)	USD 2,215 (HKD 17,244)	USD 1,582 (HKD 12,316)	48.13	0.005 = USD 5	USD1,000 x Index (HKD 830,008)	4 Quarterly Mths	Physical	US Futures & Options
<b>Interest Rate Futures</b>												
 Guotai Junan Futures (HK) Limited												
30-Year U.S. Treasury Bond	USD	CME-CBT	<a href="#">US</a>	E : 07:00 - 06:00	USD 5,280 (HKD 41,105)	USD 4,000 (HKD 31,140)	22.03	1/32 = USD 31.25	USD100,000 (HKD 905,504)	3 Quarterly Mths	Physical	US Futures & Options
10-Year U.S. Treasury Note	USD	CME-CBT	<a href="#">TY</a>	E : 07:00 - 06:00	USD 2,904 (HKD 22,608)	USD 2,200 (HKD 17,127)	37.72	0.5/32 = USD 15.625	USD100,000 (HKD 852,712)	5 Quarterly Mths	Physical	US Futures & Options
5-Year U.S. Treasury Note	USD	CME-CBT	<a href="#">FV</a>	E : 07:00 - 06:00	USD 2,195 (HKD 17,088)	USD 1,425 (HKD 11,094)	48.56	0.25/32 = USD 7.8125	USD100,000 (HKD 829,782)	5 Quarterly Mths	Physical	US Futures & Options
2-Year U.S. Treasury Note	USD	CME-CBT	<a href="#">TU</a>	E : 07:00 - 06:00	USD 2,112 (HKD 16,442)	USD 1,200 (HKD 9,342)	97.21	0.25/32 = USD 15.625	USD200,000 (HKD 1,598,318)	5 Quarterly Mths	Physical	US Futures & Options

Contract	Curr.	Exchange	Codes	Trading Time	I. Margin	M.Margin	Gearing	Tick Size	Contract Value	Contract Mth.	Cash/Physical Delivery	Board Group
Three Month Eurodollar (Eurodollar)	USD	CME	<a href="#">GE</a>	E : 07:00 - 06:00	USD 2,157 (HKD 16,792)	USD 1,225 (HKD 9,537)	6.39	0.005= USD 12.5	USD1,000,000 (HKD 107,318)	Nearest 40 Months in the March Quarterly cycle & nearest 4 serial Months	Cash	US Futures & Options
30 Day Federal Fund	USD	CME	<a href="#">ZQ</a>	E : 07:00 - 06:00	USD 1,595 (HKD 12,417)	USD 1,450 (HKD 11,288)	249.52	0.005= USD 20.835	USD5,000,000 (HKD 3,098,326)	First 36 Calendar Months	Cash	US Futures & Options
Euro-Bund	EUR	EUREX	<a href="#">FGBL</a>	E : 08:15 - 05:00	EUR 2,521 (HKD 20,688)	EUR 2,101 (HKD 17,241)	52.44	0.01 = EUR 10	EUR100,000 (HKD 1,084,869)	9 Consecutive Quarterly Mths	Physical	Europe Futures EUR
Euro-Bobl	EUR	EUREX	<a href="#">FGBM</a>	E : 08:15 - 05:00	EUR 2,988 (HKD 24,520)	EUR 2,490 (HKD 20,434)	39.70	0.01 = EUR 10	EUR100,000 (HKD 973,346)	9 Consecutive Quarterly Mths	Physical	Europe Futures EUR
Euro-Schatz	EUR	EUREX	<a href="#">FGBS</a>	E : 08:15 - 05:00	EUR 638 (HKD 5,236)	EUR 532 (HKD 4,366)	167.41	0.005 = EUR 5	EUR100,000 (HKD 876,512)	9 Consecutive Quarterly Mths	Physical	Europe Futures EUR
Three Month Euro (EURIBOR)	EUR	NYSE-Liffe	<a href="#">I</a>	E : 09:00 - 05:00	EUR 931 (HKD 7,640)	EUR 776 (HKD 6,368)	261.02	0.005pt. = EUR 12.5	EUR 1,000,000 (HKD 1,994,227)	6 Consecutive Mths & Next 22 Quarterly Mths	Cash	Europe Futures EUR
<b>Energies Futures</b>												
 Guotai Junan Futures (HK) Limited												
Light Sweet Crude Oil (WTI)	USD	CME-NYMEX	<a href="#">CL</a>	E : 07:00 - 06:00	USD 9,152 (HKD 71,249)	USD 5,200 (HKD 40,483)	7.32	0.01 = USD 10	1,000 barrels (HKD 521,757)	current years mths & Next 10 years and additional 2 mths	Physical	US Futures & Options
E-mini Light Sweet Crude Oil-Financial (WTI)	USD	CME-NYMEX	<a href="#">QM</a>	E : 07:00 - 06:00	USD 4,576 (HKD 35,625)	USD 2,600 (HKD 20,241)	7.32	0.025 = USD 12.5	500 barrels (HKD 260,898)	Consecutive Mths within 6 yrs	Cash	US Mini Futures
NY Harbor ULSD	USD	CME-NYMEX	<a href="#">HO</a>	E : 07:00 - 06:00	USD 10,560 (HKD 82,211)	USD 6,000 (HKD 46,711)	8.63	0.0001 = USD 4.2	42,000 gallons (HKD 709,828)	49 Consecutive Mths	Physical	US Futures & Options
E-mini NY Harbor ULSD- Financial	USD	CME-NYMEX	<a href="#">QH</a>	E : 07:00 - 06:00	USD 5,280 (HKD 41,105)	USD 3,000 (HKD 23,355)	8.63	0.001 = USD 21	21,000 gallons (HKD 354,930)	12Consecutive Mths	Cash	US Futures & Options
Natural Gas (Henry Hub)	USD	CME-NYMEX	<a href="#">NG</a>	E : 07:00 - 06:00	USD 9,680 (HKD 75,360)	USD 5,500 (HKD 42,818)	2.92	0.001 = USD 10	10,000 mmBtu (HKD 219,773)	current years & Consecutive Mths within 12 yrs	Physical	US Mini Futures
E-mini Natural Gas (Henry Hub) - Financial	USD	CME-NYMEX	<a href="#">QG</a>	E : 07:00 - 06:00	USD 2,421 (HKD 18,848)	USD 1,375 (HKD 10,705)	2.92	0.005 = USD 12.5	2,500 mmBtu (HKD 54,982)	Consecutive Mths within 6 yrs	Cash	US Futures & Options
RBOB Gasoline	USD	CME-NYMEX	<a href="#">RB</a>	E : 07:00 - 06:00	USD 9,680 (HKD 75,360)	USD 7,000 (HKD 54,496)	8.46	0.0001 = USD 4.2	42,000 gallons (HKD 637,371)	36 Consecutive Mths	Physical	US Futures & Options
ICE Brent Crude	USD	ICE-EUROPE	<a href="#">BRN</a>	E : 09:00 - 07:00	USD 7,434 (HKD 57,874)	USD 5,310 (HKD 41,339)	9.56	0.01 = USD 10	1,000 barrels (HKD 553,054)	96 Consecutive Mths	Cash/Physical	Europe Futures USD
ICE WTI Crude	USD	ICE-EUROPE	<a href="#">WBS</a>	E : 09:00 - 07:00	USD 9,156 (HKD 71,280)	USD 6,540 (HKD 50,915)	7.32	0.01 = USD 10	1,000 barrels (HKD 521,757)	108 Consecutive Mths	Cash	Europe Futures USD
ICE LS Gasoil	USD	ICE-EUROPE	<a href="#">GAS</a>	E : 09:00 - 07:00	USD 6,427 (HKD 50,035)	USD 4,591 (HKD 35,741)	10.44	0.25 = USD 25	100 metric ton (HKD 522,380)	96 Consecutive Mths	Physical	Europe Futures USD
<b>Metals Futures</b>												
 Guotai Junan Futures (HK) Limited												
COMEX Gold	USD	CME-NYMEX (COMEX)	<a href="#">GC</a>	E : 07:00 - 06:00	USD 15,180 (HKD 118,178)	USD 11,500 (HKD 89,529)	16.93	0.1 = USD 10	100 t.oz (HKD 2,000,849)	3 Consecutive Mths; Even Mths within 23 Mths & Jun; Dec Quarterly Mths within 72 Mths	Physical	US Futures & Options
E-COMEX Gold	USD	CME-NYMEX (COMEX)	<a href="#">QO</a>	E : 07:00 - 06:00	USD 7,590 (HKD 59,089)	USD 5,750 (HKD 44,764)	16.93	0.1 = USD 5	50 t.oz (HKD 1,000,424)	Feb;Apr;Jun;Aug;Oct;Dec within 24 month period	Physical	US Mini Futures
COMEX Silver	USD	CME-NYMEX (COMEX)	<a href="#">SI</a>	E : 07:00 - 06:00	USD 16,500 (HKD 128,454)	USD 12,500 (HKD 97,314)	9.22	0.005 = USD 25	5,000 t.oz (HKD 1,184,581)	3 Consecutive Mths & Jan;Mar;May;Jul;Sep;Dec within 23 Mths & Jul; Dec Quarterly Mths within 60 Mths	Physical	US Futures & Options
COMEX Silver	USD	CME-NYMEX (COMEX)	<a href="#">QI</a>	E : 07:00 - 06:00	USD 8,250 (HKD 64,227)	USD 6,250 (HKD 48,657)	9.22	0.005 = USD 12.5	2,500 t.oz (HKD 592,290)	Feb;Apr;Jun;Aug;Oct;Dec within 24 month period	Physical	US Mini Futures
COMEX Copper	USD	CME-NYMEX (COMEX)	<a href="#">HG</a>	E : 07:00 - 06:00	USD 9,240 (HKD 71,934)	USD 6,000 (HKD 46,711)	11.00	0.0005 = USD 12.5	25,000 lbs (HKD 791,063)	Front & Next 23 Consecutive Mths & (1,3,7,9,12) within 63 Mths	Physical	US Futures & Options
Palladium	USD	CME-NYMEX	<a href="#">PA</a>	E : 07:00 - 06:00	USD 16,500 (HKD 128,454)	USD 12,500 (HKD 97,314)	5.72	0.05 = USD 5	100 t.oz (HKD 734,368)	3 Consecutive Mths & Quarterly Mths within 15 Mths	Physical	US Futures & Options
Platinum	USD	CME-NYMEX	<a href="#">PL</a>	E : 07:00 - 06:00	USD 3,300 (HKD 25,691)	USD 2,500 (HKD 19,463)	14.32	0.1 = USD 5	50 t.oz (HKD 367,885)	3 Consecutive Mths & Jan; Apr; Jul; Oct within 15 Mths	Physical	US Futures & Options
LME Aluminium	USD	LME***	<a href="#">AHD</a>	E : 09:00 - 03:00 O : 19:40 - 01:00	USD 6,090 (HKD 47,411)	USD 4,350 (HKD 33,865)	10.88	0.5 = USD 12.5 0.25 = USD 6.25	25 tonne (HKD 515,666)	3 Mths Prompt	Physical	LME
LME Copper	USD	LME***	<a href="#">CAD</a>	E : 09:00 - 03:00 O : 19:40 - 01:00	USD 24,500 (HKD 190,735)	USD 17,500 (HKD 136,239)	9.19	0.5 = USD 12.5 0.25 = USD 6.25	25 tonne (HKD 1,752,134)	3 Mths Prompt	Physical	LME
LME Lead	USD	LME***	<a href="#">PBD</a>	E : 09:00 - 03:00 O : 19:40 - 01:00	USD 5,950 (HKD 46,321)	USD 4,250 (HKD 33,087)	8.22	0.5 = USD 12.5 0.25 = USD 6.25	25 tonne (HKD 380,886)	3 Mths Prompt	Physical	LME
LME Nickel	USD	LME***	<a href="#">NID</a>	E : 09:00 - 03:00 O : 19:40 - 01:00	USD 23,461 (HKD 182,646)	USD 16,758 (HKD 130,463)	3.97	5 = USD 30 1 = USD 6	6 tonne (HKD 725,883)	3 Mths Prompt	Physical	LME
LME Tin	USD	LME***	<a href="#">SND</a>	E : 09:00 - 03:00 O : 19:40 - 01:00	USD 24,878 (HKD 193,678)	USD 17,770 (HKD 138,341)	5.78	5 = USD 25 1 = USD 5	5 tonne (HKD 1,118,797)	3 Mths Prompt	Physical	LME
LME Zinc	USD	LME***	<a href="#">ZSD</a>	E : 09:00 - 03:00 O : 19:40 - 01:00	USD 8,400 (HKD 65,395)	USD 6,000 (HKD 46,711)	8.77	0.5 = USD 12.5 0.25 = USD 6.25	25 tonne (HKD 573,665)	3 Mths Prompt	Physical	LME
SGX TSI Iron Ore CFR China (62% Fe Fines)	USD	SGX	<a href="#">FEF</a>	E : 07:25 - 20:00 (T+1) 20:15 - 05:15	USD 1,232 (HKD 9,591)	USD 1,120 (HKD 8,719)	7.85	0.01pt. = USD 1	100 metric t.oz (HKD 75,290)	48 Consecutive Mths	Cash	Asia Futures USD
HKEX USD Gold	USD	HKFE	<a href="#">GDU</a>	E : 09:00 - 16:15 (T+1): 17:00 - 03:00	USD 5,288 (HKD 5,863)	USD 3,021 (HKD 4,690)	15.72	0.01=USD 10	1 kg (HKD 76,263)	Spot Month and the next eleven mths	Physical	HKFE USD

Contract	Curr.	Exchange	Codes	Trading Time	I. Margin	M.Margin	Gearing	Tick Size	Contract Value	Contract Mth.	Cash/Physical Delivery	Board Group
HKEX CNY Gold	CNY	HKFE	<a href="#">GDR</a>	E : 09:00 - 16:15 (T+1): 17:00 - 03:00	CNY 37,612 (HKD 5,863)	CNY 21,492 (HKD 4,690)	15.98	0.05 = CNY 50	1 kg (HKD 76,263)	Spot Month and the next eleven mths	Physical	HKFE CNY
USD Mini LME Aluminium	USD	HKFE	<a href="#">LUA</a>	E : 09:00 - 16:30 (T+1): 17:15 - 03:00	USD 1,264 (HKD 9,840)	USD 1,011 (HKD 7,871)	9.85	1 = USD 5	5 tonne (HKD 96,905)	Spot Month and the next eleven mths	Cash	HKFE USD
USD Mini LME Copper	USD	HKFE	<a href="#">LUC</a>	E : 09:00 - 16:30 (T+1): 17:15 - 03:00	USD 3,019 (HKD 23,503)	USD 2,415 (HKD 18,801)	14.68	1 = USD 5	5 tonne (HKD 345,075)	Spot Month and the next eleven mths	Cash	HKFE USD
USD Mini LME Nickel	USD	HKFE	<a href="#">LUN</a>	E : 09:00 - 16:30 (T+1): 17:15 - 03:00	USD 6,171 (HKD 48,042)	USD 4,936 (HKD 38,427)	2.49	1 = USD 1	1 tonne (HKD 119,727)	Spot Month and the next eleven mths	Cash	HKFE USD
USD Mini LME Lead	USD	HKFE	<a href="#">LUP</a>	E : 09:00 - 16:30 (T+1): 17:15 - 03:00	USD 690 (HKD 5,372)	USD 552 (HKD 4,297)	13.94	1 = USD 5	5 tonne (HKD 74,873)	Spot Month and the next eleven mths	Cash	HKFE USD
USD Mini LME Tin	USD	HKFE	<a href="#">LUN</a>	E : 09:00 - 16:30 (T+1): 17:15 - 03:00	USD 3,976 (HKD 30,954)	USD 3,180 (HKD 24,757)	7.23	1 = USD 1	1 tonne (HKD 223,720)	Spot Month and the next eleven mths	Cash	HKFE USD
USD Mini LME Zinc	USD	HKFE	<a href="#">LUZ</a>	E : 09:00 - 16:30 (T+1): 17:15 - 03:00	USD 1,502 (HKD 11,693)	USD 1,201 (HKD 9,350)	9.79	1 = USD 5	5 tonne (HKD 114,422)	Spot Month and the next eleven mths	Cash	HKFE USD
CNY Mini LME Aluminium	CNY	HKFE	<a href="#">LRA</a>	E : 09:00 - 16:30 (T+1): 17:15 - 03:00	CNY 8,512 (HKD 9,164)	CNY 6,809 (HKD 7,331)	10.57	0.5 = CNY 2.5	5 tonne (HKD 96,898)	Spot Month and the next eleven mths	Cash	HKFE CNY
CNY Mini LME Zinc	CNY	HKFE	<a href="#">LRZ</a>	E : 09:00 - 16:30 (T+1): 17:15 - 03:00	CNY 10,014 (HKD 10,782)	CNY 8,011 (HKD 8,625)	10.61	0.5 = CNY 2.5	5 tonne (HKD 114,420)	Spot Month and the next eleven mths	Cash	HKFE CNY
CNY Mini LME Copper	CNY	HKFE	<a href="#">LRC</a>	E : 09:00 - 16:30 (T+1): 17:15 - 03:00	CNY 20,521 (HKD 22,094)	CNY 16,416 (HKD 17,674)	31.24	0.5 = CNY 5	5 tonne (HKD 690,128)	Spot Month and the next eleven mths	Cash	HKFE CNY

\* United States & Europe have day light saving time, relevant information will be updated accordingly.

\*\* Note: Physical delivery is **not** available by Guatai Junan Futures (HK) Ltd. Force Liquidation will be taken if deliverable contracts are not settled by clients 3 days before first notice day or last trading day (earlier day is applied).

\*\*\* All capital involved in the LME market can only be withdrawn or applied to other markets after prompt day specified by LME though, it can be applied to the LME again.

<u>Name of Exchange</u>	<u>Exchange Code</u>
Bursa Malaysia Berhad	BM
Chicago Mercantile Exchange	CME
CME - Chicago Board of Trade	CME-CBT
CME - New York Mercantile Exchange	CME-NYMEX
CME-The Commodity Exchange	CME-COMEX
European Exchange	EUREX
Hong Kong Exchange	HKEX
Intercontinental Exchange Europe	ICE-EUROPE
Intercontinental Exchange U.S.	ICE-US
London Metal Exchange	LME
NYSE Liffe	NYSE-Liffe
NYSE-Liffe US	NYSE-Liffe US
Singapore Exchange	SGX