








Contract	Curr.	Exchange	Codes	Trading Time	I. Margin	M.Margin	Gearing	Tick Size	Contract Value	Contract Mth.	Cash/Physical Delivery	Board Group
Stock Index Futures												
 Guotai Junan Futures (HK) Limited												
Hang Seng	HKD	HKFE	HSI	E : 09:15 - 12:00; 13:00 - 16:30 (08:45 pre-open) (T+1) 17:15-03:00	HKD 103,407	HKD 82,725	10.95	1pt. = HKD 50	HKD50xIndex (HKD 1,131,850)	Front; Next & 2 Quarterly Mths & following 5 Decembers Mths	Cash	HKFE Index
Mini Hang Seng	HKD	HKFE	MHI	E : 09:15 - 12:00; 13:30 - 16:30 (08:45 pre-open) (T+1) 17:15-03:00	HKD 20,681	HKD 16,544	10.95	1pt. = HKD 10	HKD10xIndex (HKD 226,370)	Front; Next & 2 Quarterly Mths	Cash	HKFE Mini Index
Hang Seng China Enterprises	HKD	HKFE	HHI	E : 09:15 - 12:00; 13:30 - 16:30 (08:45 pre-open) (T+1) 17:15-03:00	HKD 41,296	HKD 33,036	10.09	1pt. = HKD 50	HKD50xIndex (HKD 83,350)	Front; Next & 2 Quarterly Mths & following 5 Decembers Mths	Cash	HKFE Index
Mini Hang Seng China Enterprises	HKD	HKFE	MCH	E : 09:15 - 12:00; 13:30 - 16:30 (08:45 pre-open) (T+1) 17:15-03:00	HKD 8,259	HKD 6,607	10.09	1pt. = HKD 10	HKD10xIndex (HKD 83,350)	Front; Next & 2 Quarterly Mths	Cash	HKFE Mini Index
Hang Seng Tech Index	HKD	HKFE	HTI	E : 09:15 - 12:00; 13:30 - 16:30 (08:45 pre-open) (T+1) 17:15-03:00	HKD 33,649	HKD 26,919	8.18	1pt. = HKD 50	HKD50xIndex (HKD 275,150)	Front; Next & 2 Quarterly Mths	Cash	HKFE Index
MSCI Taiwan Index	USD	HKFE	MTW	E : 08:45 - 13:45 (08:30 pre-open) (T+1) 14:30-03:00	USD 5,679	USD 4,543	17.28	0.1點 = USD 10	USD 100xIndex (HKD 98,150)	Front; Next & 4 Quarterly Mths	Cash	HKFE USD
MSCI China A 50 Index	USD	HKFE	MCA	E : 09:00 - 16:30 (08:45 pre-open) (T+1) 17:15-03:00	USD 4,801	USD 3,840	N/A	0.2點 = USD 5	USD 25xIndex (HKD 212,880)	Front; Next & 4 Quarterly Mths	Cash	HKFE USD
HSI Volatility Index	HKD	HKFE	VHS	E : 09:15 - 12:00; 13:00 - 16:30	HKD 34,872	HKD 27,897	3.88	0.05點 = HKD 250	HKD5000xIndex (HKD 135,250)	Front & Next 2 Mths	Cash	HKFE Index
SGX Nikkei 225	JPY	SGX	NK	E: 07:30 - 14:25 (07:15 pre-open) (T+1) 14:55 - 05:15	JPY 1,265,000 (HKD 64,963)	JPY 1,150,000 (HKD 59,058)	15.55	5pt. = JPY 2,500	JPY500xIndex (HKD 1,009,885)	6 nearest serial months & 32 nearest quarterly months	Cash	Asia Futures JPY
SGX Mini Nikkei 225	JPY	SGX	NS	E : 07:30 - 15:25 (07:15 pre-open) (T+1) 14:55 - 05:15	JPY 253,000 (HKD 12,993)	JPY 230,000 (HKD 11,812)	15.55	1pt. = JPY 100	JPY100xIndex (HKD 201,977)	3 nearest serial months & 6 nearest quarterly months	Cash	Asia Mini Futures JPY
SGX FTSE Xinhua China A50	USD	SGX	CN	E : 09:00 - 16:30 (08:45 pre-open) (T+1) 17:00 - 05:15	USD 1,210 (HKD 9,414)	USD 1,100 (HKD 8,558)	11.00	1pt. = USD 1	USD1xIndex (HKD 103,570)	Front; Next Mth & Quaterly Mths within 1 yr	Cash	Asia Futures USD
NSE IFSC Nifty 50	USD	SGX	GIN	E : 09:00 - 18:10 (08:45 pre-open) (T+1) 19:05 - 05:15	USD 2,090 (HKD 16,261)	USD 1,900 (HKD 14,782)	22.64	0.5pt. = USD 1	USD2xIndex (HKD 368,081)	Front; Next Mth & 4 Quaterly Mths	Cash	Asia Futures USD
SGX MSCI Singapore	SGD	SGX	SG	E : 08:30 - 17:10 (08:15 pre-open) (T+1) 17:40 - 05:15	SGD 1,870 (HKD 10,851)	SGD 1,700 (HKD 9,865)	21.38	0.05pt. = SGD 5	SGD 100xIndex (HKD 231,961)	2 Recent Non-Quarterly Mths & 4 Quarterly mths	Cash	Asia Futures SGD
Mini Dow Jones (\$5)	USD	CME-CBT	YM	E : 07:00 - 06:00	USD 11,440 (HKD 89,005)	USD 10,400 (HKD 80,914)	19.51	1pt. = USD 5	USD5xIndex (HKD 1,736,346)	4 Quarterly Mths	Cash	US Mini Futures
Micro Mini Dow Jones	USD	CME-CBT	MYM	E : 07:00 - 06:00	USD 1,144 (HKD 8,901)	USD 1,040 (HKD 8,091)	19.51	1pt. = USD 0.5	USD0.5xIndex (HKD 173,635)	4 Quarterly Mths	Cash	US Micro E-Mini Futures
Mini S&P 500	USD	CME	ES	E : 07:00 - 06:00	USD 16,060 (HKD 124,950)	USD 14,600 (HKD 113,591)	19.09	0.25pt. = USD 12.5	USD50xIndex (HKD 2,385,409)	Quarterly contracts instead for 9 consecutive quarters and 3 additional December contract months	Cash	US Mini Futures
Micro Mini S&P 500	USD	CME	MES	E : 07:00 - 06:00	USD 1,606 (HKD 12,495)	USD 1,460 (HKD 11,359)	19.09	0.25pt. = USD 1.25	USD5xIndex (HKD 238,541)	5 Quarterly Mths	Cash	US Micro E-Mini Futures
Mini Nasdaq 100	USD	CME	NQ	E : 07:00 - 06:00	USD 24,420 (HKD 189,992)	USD 22,200 (HKD 172,720)	18.18	0.25pt. = USD 5	USD20xIndex (HKD 3,453,825)	5 Quarterly Mths & next 4 Dec	Cash	US Mini Futures
Micro Mini Nasdaq 100	USD	CME	MNQ	E : 07:00 - 06:00	USD 2,442 (HKD 18,999)	USD 2,220 (HKD 17,272)	18.18	0.25pt. = USD 0.5	USD2xIndex (HKD 345,383)	5 Quarterly Mths	Cash	US Micro E-Mini Futures
Mini Russell 2000	USD	CME	RTY	E : 07:00 - 06:00	USD 8,360 (HKD 65,042)	USD 7,600 (HKD 59,130)	13.67	0.1pt. = USD 5	USD20xIndex (HKD 889,043)	5 Quarterly Mths	Cash	US Mini Futures
Micro Mini Russell 2000	USD	CME	M2K	E : 07:00 - 06:00	USD 836 (HKD 6,504)	USD 760 (HKD 5,913)	13.67	0.1pt. = USD 0.5	USD20xIndex (HKD 88,904)	5 Quarterly Mths	Cash	US Micro E-Mini Futures
Nikkei 225 USD	USD	CME	NKD	E : 07:00 - 06:00	USD 14,300 (HKD 111,257)	USD 13,000 (HKD 101,143)	13.68	5pt.= USD 25	USD5xIndex (HKD 1,522,002)	Quarterly contracts (Mar, Jun, Sep, Dec) listed for 12 quarters, and 3 additional Dec contract months	Cash	US Futures & Options
DAX (DAX)	EUR	EUREX	DAX	E : 08:15 - 05:00	EUR 47,578 (HKD 388,008)	EUR 39,648 HKD 0	12.01	0.5點 = EUR 12.5	EUR25xIndex (HKD 4,660,904)	3 Quarterly Mths	Cash	Europe Futures EUR
Mini DAX (Mini DAX)	EUR	EUREX	FDXM	E : 08:15 - 05:00	EUR 9,515 (HKD 77,597)	EUR 7,929 HKD 0	12.01	1點 = EUR 5	EUR5xIndex (HKD 932,181)	3 Quarterly Mths	Cash	Europe Futures EUR
FTSE 100	GBP	NYSE-Liffe	Z	E : 09:00 - 05:00	GBP 4,691 (HKD 46,070)	GBP 3,909 (HKD 38,390)	18.63	0.5pt. = GBP 5	GBP10xIndex (HKD 858,400)	4 Quarterly Mths	Cash	Europe Futures GBP
FTSE Bursa Malaysia KLCI	MYR	BM	FKLI	E: 08:45 - 12:45; 14:30 - 17:15 (Mon-Thur T+1) 21:00 - 02:30	MYR 4,800 (HKD 8,426)	MYR 4,000 (HKD 7,022)	16.52	0.5pt. = MYR 25	MYR50xIndex (HKD 139,208)	Front; Next & 2 Quarterly Mths	Cash	Asia Futures MYR
Stock Futures												
 Guotai Junan Futures (HK) Limited												
HSBC Holdings Plc.	HKD	HKFE	HKB	E : 09:30 - 12:00; 13:00 - 16:00	HKD 0	HKD 1,596	17.13	0.01pt. = HKD 4	HKD400xprice (HKD 34,168)	Front; Next 2 Mths & Next 2 Quarterly Mths	Cash	HKFE Stock Futures
China Mobile Limited	HKD	HKFE	CHT	E : 09:30 - 12:00; 13:00 - 16:00	HKD 0	HKD 2,010	16.06	0.01pt. = HKD 5	HKD500xprice (HKD 40,370)	Front; Next 2 Mths & Next 2 Quarterly Mths	Cash	HKFE Stock Futures
China Construction Bank	HKD	HKFE	CCB	E : 09:30 - 12:00; 13:00 - 16:00	HKD 416	HKD 332	16.08	0.01pt. = HKD 10	HKD1,000xprice (HKD 6,690)	Front; Next 2 Mths & Next 2 Quarterly Mths	Cash	HKFE Stock Futures
ICBC	HKD	HKFE	ICB	E : 09:30 - 12:00; 13:00 - 16:00	HKD 469	HKD 375	12.26	0.01pt. = HKD 10	HKD1,000xprice (HKD 5,750)	Front; Next 2 Mths & Next 2 Quarterly Mths	Cash	HKFE Stock Futures
CNOOC Limited	HKD	HKFE	CNC	E : 09:30 - 12:00; 13:00 - 16:00	HKD 1,473	HKD 1,138	13.00	0.01pt. = HKD 10	HKD1,000xprice	Front; Next 2 Mths & Next 2 Quarterly Mths	Cash	HKFE Stock

Note: For detail contract specification, please refer to relevant exchange website or contact our dealing desk at (852)2509-9277. For the latest margin requirement, please also contact our dealing desk.

Contract	Curr.	Exchange	Codes	Trading Time	I. Margin	M.Margin	Gearing	Tick Size	Contract Value	Contract Mth.	Cash/Physical Delivery	Board Group
ENOC Limited	HKD	HKFE	ENOC	E : 09:30 - 12:00; 13:00 - 16:00	HKD 1,725	HKD 1,150	12.00	0.01pt. = HKD 10	(HKD 18,500)	Front, Next 2 Mths & Next 2 Quarterly Mths	Cash	Futures
Huaneng Power International	HKD	HKFE	HNP	E : 09:30 - 12:00; 13:00 - 16:00	HKD 661	HKD 528	12.59	0.01pt. = HKD 20	HKD2,000xprice (HKD 8,320)	Front, Next 2 Mths & Next 2 Quarterly Mths	Cash	HKFE Stock Futures
Ping An Insurance	HKD	HKFE	PAI	E : 09:30 - 12:00; 13:00 - 16:00	HKD 2,952	HKD 2,361	7.94	0.01pt. = HKD 5	HKD500xprice (HKD 23,430)	Front, Next 2 Mths & Next 2 Quarterly Mths	Cash	HKFE Stock Futures
China Merchants Bank	HKD	HKFE	CMB	E : 09:30 - 12:00; 13:00 - 16:00	HKD 2,247	HKD 1,797	9.80	0.01pt. = HKD 5	HKD500xprice (HKD 22,030)	Front, Next 2 Mths & Next 2 Quarterly Mths	Cash	HKFE Stock Futures
Bank of China	HKD	HKFE	BCL	E : 09:30 - 12:00; 13:00 - 16:00	HKD 254	HKD 203	16.93	0.01pt. = HKD 10	HKD1,000xprice (HKD 4,300)	Front, Next 2 Mths & Next 2 Quarterly Mths	Cash	HKFE Stock Futures
China Petroleum & Chemical	HKD	HKFE	CPC	E : 09:30 - 12:00; 13:00 - 16:00	HKD 629	HKD 503	1.36	0.01pt. = HKD 20	HKD2,000xprice (HKD 4,290)	Front, Next 2 Mths & Next 2 Quarterly Mths	Cash	HKFE Stock Futures
Hong Kong Exchanges & Clearing	HKD	HKFE	HEX	E : 09:30 - 12:00; 13:00 - 16:00	HKD 3,697	HKD 2,957	9.23	0.01pt. = HKD 1	HKD100xprice (HKD 341,190)	Front, Next 2 Mths & Next 2 Quarterly Mths	Cash	HKFE Stock Futures
PetroChina	HKD	HKFE	PEC	E : 09:30 - 12:00; 13:00 - 16:00	HKD 868	HKD 694	13.85	0.01pt. = HKD 20	HKD2,000xprice (HKD 6,010)	Front, Next 2 Mths & Next 2 Quarterly Mths	Cash	HKFE Stock Futures
China Communications Construction	HKD	HKFE	CCC	E : 09:30 - 12:00; 13:00 - 16:00	HKD 537	HKD 429	9.55	0.01pt. = HKD 10	HKD1,000xprice (HKD 5,130)	Front, Next 2 Mths & Next 2 Quarterly Mths	Cash	HKFE Stock Futures
China Life Insurance	HKD	HKFE	CLI	E : 09:30 - 12:00; 13:00 - 16:00	HKD 2,540	HKD 2,032	6.05	0.01pt. = HKD 10	HKD1,000xprice (HKD 15,370)	Front, Next 2 Mths & Next 2 Quarterly Mths	Cash	HKFE Stock Futures
Bank of Communications	HKD	HKFE	BCM	E : 09:30 - 12:00; 13:00 - 16:00	HKD 399	HKD 319	16.47	0.01pt. = HKD 10	HKD1,000xprice (HKD 6,570)	Front, Next 2 Mths & Next 2 Quarterly Mths	Cash	HKFE Stock Futures
China Minsheng Banking Corporation	HKD	HKFE	MSB	E : 09:30 - 12:00; 13:00 - 16:00	HKD 2,566	HKD 2,052	14.69	0.01pt. = HKD 100	HKD10,000xprice (HKD 3,770)	Front, Next 2 Mths & Next 2 Quarterly Mths	Cash	HKFE Stock Futures
Tencent Holdings Ltd.	HKD	HKFE	TCH	E : 09:30 - 12:00; 13:00 - 16:00	HKD 4,974	HKD 3,979	9.90	0.01pt. = HKD 100	HKD100xprice (HKD 492,600)	Front, Next 2 Mths & Next 2 Quarterly Mths	Cash	HKFE Stock Futures
Xiaomi Corporation	HKD	HKFE	MIU	E : 09:30 - 12:00; 13:00 - 16:00	HKD 5,788	HKD 4,606	0.78	0.01pt. = HKD 100	HKD100xprice (HKD 45,180)	Front, Next 2 Mths & Next 2 Quarterly Mths	Cash	HKFE Stock Futures
Meituan DianPing	HKD	HKFE	MET	E : 09:30 - 12:00; 13:00 - 16:00	HKD 13,233	HKD 10,586	1.28	0.01pt. = HKD 100	HKD100xprice (HKD 168,790)	Front, Next 2 Mths & Next 2 Quarterly Mths	Cash	HKFE Stock Futures
Anhui Conch cement Co. Ltd.	HKD	HKFE	ACC	E : 09:30 - 12:00; 13:00 - 16:00	HKD 1,243	HKD 994	1.67	0.01pt. = HKD 100	HKD100xprice (HKD 20,820)	Front, Next 2 Mths & Next 2 Quarterly Mths	Cash	HKFE Stock Futures
CSOP FTSE China A50 ETF	HKD	HKFE	CSA	E : 09:30 - 12:00; 13:00 - 16:00	HKD 6,131	HKD 4,904	10.45	0.01pt. = HKD 50	HKD5,000xprice (HKD 12,810)	Front, Next 2 Mths & Next 2 Quarterly Mths	Cash	HKFE Stock Futures
iShares FTSE A50 China Index ETF	HKD	HKFE	A50	E : 09:30 - 12:00; 13:00 - 16:00	HKD 6,384	HKD 5,107	10.72	0.01pt. = HKD 50	HKD5,000xprice (HKD 13,690)	Front, Next 2 Mths & Next 2 Quarterly Mths	Cash	HKFE Stock Futures
China AMC CSI 300 Index ETF	HKD	HKFE	AMC	E : 09:30 - 12:00; 13:00 - 16:00	HKD 8,605	HKD 6,884	10.15	0.01pt. = HKD 20	HKD2,000xprice (HKD 43,670)	Front, Next 2 Mths & Next 2 Quarterly Mths	Cash	HKFE Stock Futures
Agricultural Futures					 Guotai Junan Futures (HK) Limited							
Corn	USD	CME-CBT	C	E : 09:00 - 21:45; 22:30 - 03:20	USD 1,155 (HKD 8,986)	USD 1,050 (HKD 8,169)	21.48	0.0025 = USD 12.5	5,000 bushel (HKD 193,046)	Mar, May, Jul, Sep, Dec	Physical	US Futures & Options
Mini-sized Corn	USD	CME-CBT	YC	E : 09:00 - 21:45; 22:30 - 03:20	USD 231 (HKD 1,797)	USD 210 (HKD 1,634)	21.48	0.00125 = USD 1.25	1,000 bushel (HKD 38,609)	Mar, May, Jul, Sep, Dec	Physical	US Mini Futures
Soybeans	USD	CME-CBT	S	E : 09:00 - 21:45; 22:30 - 03:20	USD 2,200 (HKD 17,116)	USD 2,000 (HKD 15,560)	23.55	0.0025 = USD 12.5	5,000 bushel (HKD 403,014)	Jan, Mar, May, Jul, Aug, Sep, Nov	Physical	US Futures & Options
Mini-sized Soybean	USD	CME-CBT	YK	E : 09:00 - 21:45; 22:30 - 03:20	USD 440 (HKD 3,423)	USD 400 (HKD 3,112)	23.55	0.00125 = USD 1.25	1,000 bushel (HKD 80,603)	Jan, Mar, May, Jul, Aug, Sep, Nov	Physical	US Mini Futures
Wheat	USD	CME-CBT	W	E : 09:00 - 21:45; 22:30 - 03:20	USD 2,310 (HKD 17,972)	USD 1,750 (HKD 13,615)	12.99	0.0025 = USD 12.5	5,000 bushel (HKD 233,406)	Mar, May, Jul, Sep, Dec	Physical	US Futures & Options
Mini-sized Wheat	USD	CME-CBT	YW	E : 09:00 - 21:45; 22:30 - 03:20	USD 462 (HKD 3,594)	USD 350 (HKD 2,723)	12.99	0.00125 = USD 1.25	1,000 bushel (HKD 46,681)	Mar, May, Jul, Sep, Dec	Physical	US Mini Futures
Soybean Meal	USD	CME-CBT	SM	E : 09:00 - 21:45; 22:30 - 03:20	USD 2,640 (HKD 20,540)	USD 2,000 (HKD 15,560)	11.21	0.1 = USD 10	100 short ton (HKD 230,216)	Jan, Mar, May, Jul, Aug, Sep, Oct, Dec	Physical	US Futures & Options
Soybean Oil	USD	CME-CBT	BO	E : 09:00 - 21:45; 22:30 - 03:20	USD 2,376 (HKD 18,486)	USD 1,800 (HKD 14,004)	11.63	0.0001 = USD 6	60,000 lbs (HKD 215,060)	Jan, Mar, May, Jul, Aug, Sep, Oct, Dec	Physical	US Futures & Options
Oats	USD	CME-CBT	O	E : 09:00 - 21:45; 22:30 - 03:20	USD 1,375 (HKD 10,698)	USD 1,250 (HKD 9,725)	12.27	0.0025 = USD 12.5	5,000 bushel (HKD 131,291)	Mar, May, Jul, Sep, Dec	Physical	US Futures & Options
Rough Rice	USD	CME-CBT	RR	E : 09:00 - 21:45; 22:30 - 03:20	USD 1,540 (HKD 11,982)	USD 1,400 (HKD 10,892)	18.20	0.005 = USD 10	2,000 cwt (HKD 218,079)	Jan, Mar, May, Jul, Sep, Nov	Physical	US Futures & Options
KCBT Wheat	USD	KCBT	KB	E : 09:00 - 21:45; 22:30 - 03:20	USD 2,508 (HKD 19,513)	USD 1,900 (HKD 14,782)	12.39	0.0025 = USD 12.5	5,000 bushel (HKD 241,672)	Mar, May, Jul, Sep, Dec	Physical	US Futures & Options
Cocoa	USD	ICE US	CC	E : 17:45 - 02:30(08:00 pre-open)	USD 18,864 (HKD 146,766)	USD 15,720 (HKD 122,305)	5.47	1 = USD 10	10 metric ton (HKD 803,306)	Mar, May, Jul, Sep, Dec	Physical	US Futures & Options
Coffee	USD	ICE US	KC	E : 17:45 - 02:30 (08:00 pre-open)	USD 11,399 (HKD 88,686)	USD 9,499 (HKD 73,904)	13.40	0.0005 = USD 18.75	37,500 lbs (HKD 1,188,620)	Mar, May, Jul, Sep, Dec	Physical	US Futures & Options

Contract	Curr.	Exchange	Codes	Trading Time	I. Margin	M.Margin	Gearing	Tick Size	Contract Value	Contract Mth.	Cash/Physical Delivery	Board Group
Cotton	USD	ICE US	CT	E : 10:00 - 03:20 (07:30 pre-open)	USD 2,250 (HKD 17,505)	USD 1,875 (HKD 14,588)	14.91	0.0001 = USD 5	50,000 lbs (HKD 261,065)	Mar; May; Jul; Oct; Dec	Physical	US Futures & Options
FCOJ-A	USD	ICE US	OJ	E : 21:00 - 03:00 (08:00 pre-open)	USD 6,934 (HKD 53,948)	USD 5,778 (HKD 44,954)	7.34	0.0005 = USD 7.5	15,000 lbs (HKD 396,148)	Jan; Mar; May; Jul; Sep; Nov	Physical	US Futures & Options
Sugar No.11	USD	ICE US	SB	E : 16:30 - 02:00 (08:00 pre-open)	USD 1,438 (HKD 11,188)	USD 1,198 (HKD 9,321)	15.90	0.0001 = USD 11.2	112,000 lbs (HKD 177,936)	Mar; May; Jul; Oct	Physical	US Futures & Options
Lean Hogs	USD	CME	LH	E : 22:30 - 03:05	USD 1,925 (HKD 14,977)	USD 1,750 (HKD 13,615)	20.04	0.00025 = USD 10	40,000 lbs (HKD 300,082)	Feb; Apr; May; Jun; Jul; Aug; Oct; Dec	Cash	US Futures & Options
Live Cattle	USD	CME	LC	E : 22:30 - 03:05	USD 2,420 (HKD 18,828)	USD 2,200 (HKD 17,116)	32.69	0.00025 = USD 10	40,000 lbs (HKD 615,414)	Feb; Apr; Jun; Aug; Oct; Dec	Physical	US Futures & Options
Feeder Cattle	USD	CME	FC	E : 22:30 - 03:05	USD 4,538 (HKD 35,307)	USD 4,125 (HKD 32,093)	29.35	0.00025 = USD 12.5	50,000 lbs (HKD 1,036,128)	Jan; Mar; Apr; May; Aug; Sep; Oct; Nov	Cash	US Futures & Options
Crude Palm Oil	MYR	BM	FCPO	10:30 - 12:30; 14:30 - 18:00 (Mon-Thur T+1) 21:00 - 23:30	MYR 9,000 (HKD 15,799)	MYR 7,500 (HKD 13,166)	13.17	1 = MYR 25	25 metric ton (HKD 208,110)	Spot month and the next 11 succeeding months, alternate months up to 36 months ahead	Physical	Asia Futures MYR
SGX SICOM Technically Specified Rubber 20	USD	SGX	TF	E : 07:55 - 18:00	USD 792 (HKD 6,162)	USD 720 (HKD 5,602)	12.82	0.1 = USD 5	5 metric ton (HKD 79,008)	Nearest 12 Mths	Physical	Asia Futures USD
NYSE Liffe Cocoa	GBP	NYSE-Liffe	C	E: 17:30 - 00:55	GBP 17,568 (HKD 172,534)	GBP 14,640 (HKD 143,779)	4.59	1 = GBP 10	10 tonnes (HKD 791,961)	Nearest 10 Contract Mths of Mar; May; Jul; Sep & Dec	Physical	Europe Futures GBP
NYSE Liffe Robusta Coffee	USD	NYSE-Liffe	RC	E : 17:00 - 01:30	USD 8,172 (HKD 63,580)	USD 6,810 (HKD 52,983)	6.97	1 = USD 10	10 tonnes (HKD 443,316)	Nearest 10 Contract Mths of Jan; Mar; May; Jul; Sep & Dec	Physical	Europe Futures USD
NYSE Liffe White Sugar No. 407	USD	NYSE-Liffe	W	E : 16:45 - 02:00	USD 2,353 (HKD 18,307)	USD 1,961 (HKD 15,257)	11.63	0.1 = USD 5	50 tonnes (HKD 212,866)	Nearest 8 Contract Mths of Mar; May; Aug; Sep; Dec	Physical	Europe Futures USD
Currencies Futures												
 Quotai Junan Futures (HK) Limited												
AUD/USD	USD	CME	AD	E : 07:00 - 06:00	USD 1,782 (HKD 13,864)	USD 1,350 (HKD 10,503)	35.69	0.00005 = USD 5	AUD 100,000 (HKD 494,821)	3 Consecutive Mths & 20 mths in the March Quarterly	Physical	US Futures & Options
GBP/USD	USD	CME	BP	E : 07:00 - 06:00	USD 3,080 (HKD 23,963)	USD 1,750 (HKD 13,615)	25.56	0.0001 = USD 6.25	GBP 62,500 (HKD 612,448)	3 Consecutive Mths & 20 mths in the March Quarterly	Physical	US Futures & Options
CAD/USD	USD	CME	CD	E : 07:00 - 06:00	USD 1,320 (HKD 10,270)	USD 1,000 (HKD 7,780)	53.57	0.00005 = USD 5	CAD 100,000 (HKD 550,138)	3 Consecutive Mths & 220 mths in the March Quarterly	Physical	US Futures & Options
EUR/USD	USD	CME	EC	E : 07:00 - 06:00	USD 4,048 (HKD 31,494)	USD 2,100 (HKD 16,338)	32.47	0.00005 = USD 6.25	EUR 125,000 (HKD 1,022,513)	3 Consecutive Mths & 20 mths in the March Quarterly	Physical	US Futures & Options
E-mini EUR/USD	USD	CME	EZ	E : 07:00 - 06:00	USD 2,024 (HKD 15,747)	USD 1,150 (HKD 8,947)	32.47	0.0001 = USD 6.25	EUR 62,500 (HKD 511,256)	2 Consecutive Quarterly Mths	Physical	US Mini Futures
JPY/USD	USD	CME	JY	E : 07:00 - 06:00	USD 5,104 (HKD 39,710)	USD 2,900 (HKD 22,563)	16.14	0.0000005 = USD 6.25	JPY 12.5M (HKD 641,088)	3 Consecutive Mths & 20 mths in the March Quarterly	Physical	US Futures & Options
E-mini JPY/USD	USD	CME	JZ	E : 07:00 - 06:00	USD 2,552 (HKD 19,855)	USD 1,450 (HKD 11,281)	16.14	0.000001 = USD 6.25	JPY 6.25M (HKD 320,544)	2 Consecutive Quarterly Mths	Physical	US Mini Futures
EUR/JPY	JPY	CME	RY	E : 07:00 - 06:00	JPY 968,000 (HKD 49,711)	JPY 550,000 (HKD 28,245)	20.60	0.01 = JPY 1,250	EUR 125,000 (HKD 1,023,879)	6 Consecutive Quarterly Mths	Physical	US Futures & Options
NZD/USD	USD	CME	NE	E : 07:00 - 06:00	USD 1,716 (HKD 13,351)	USD 1,300 (HKD 10,114)	33.46	0.00005 = USD 5	NZD 100,000 (HKD 446,661)	6 Consecutive Quarterly Mths	Physical	US Futures & Options
CHF/USD	USD	CME	SF	E : 07:00 - 06:00	USD 4,884 (HKD 37,998)	USD 3,700 (HKD 28,787)	28.58	0.0001 = USD 12.5	CHF 125,000 (HKD 1,085,824)	20 Consecutive Quarterly Mths	Physical	US Futures & Options
RMB/USD	USD	CME	RMB	E : 07:00 - 06:00	USD 7,260 (HKD 56,484)	USD 4,620 (HKD 35,945)	19.26	0.00001 = USD 10	RMB 1,000,000 (HKD 1,087,750)	13 Consecutive Mths & Next 8 Quarterly Mths	Cash	US Futures & Options
USD/RMB	CNY	HKFE	CUS	E : 08:30 - 18:30; 19:15 - 03:00	CNY 20,350 (HKD 21,799)	CNY 11,628 (HKD 12,456)	35.62	0.0001 = CNY 10	USD 100,000 (HKD 776,574)	Front: Next 3 Mths & Next 6 Quarterly Mths	Physical	HKFE CNY
CNY/USD	USD	SGX	CY	E : 07:25 - 17:55 ; 18:15 - 05:15	USD 1,760 (HKD 13,693)	USD 800 (HKD 6,224)	39.62	0.0001 = USD 5	CNY 500,000 (HKD 542,552)	13 monthly followed by the next 8 quarterly months	Cash	Asia Futures USD
USD/CNH	CNY	SGX	UC	E : 07:00 - 17:55 ; 18:15 - 05:15	CNY 11,000 (HKD 11,783)	CNY 5,000 (HKD 5,356)	65.92	0.0001 = CNY 10	USD 100,000 (HKD 776,745)	13 monthly followed by the next 8 quarterly months	Cash	Asia Futures CNY
USD/SDG	SGD	SGX	US	E : 07:00 - 19:30 ; 19:50 - 05:15	SGD 1,210 (HKD 7,021)	SGD 550 (HKD 3,191)	27.68	0.0001 = SGD 2.5	USD 25,000 (HKD 194,360)	12 Consecutive Mths	Cash	Asia Futures SGD
MXN/USD	USD	CME	MP	E : 07:00 - 06:00	USD 1,848 (HKD 14,378)	USD 1,400 (HKD 10,892)	13.27	0.000001 = USD 10	MXP 500,000 (HKD 190,848)	13 Consecutive Mths & Next 2 Quarterly Mths	Physical	US Futures & Options
US Dollar Index	USD	ICE-US	DX	E : 09:00 - 06:00 (08:30 pre-open) Open 08:00 on Monday (06:30 pre-open)	USD 2,363 (HKD 18,385)	USD 1,688 (HKD 13,133)	45.10	0.005 = USD 5	USD1,000 x Index (HKD 829,175)	4 Quarterly Mths	Physical	US Futures & Options
Interest Rate Futures												
 Quotai Junan Futures (HK) Limited												
30-Year U.S. Treasury Bond	USD	CME-CBT	US	E : 07:00 - 06:00	USD 4,884 (HKD 37,998)	USD 3,700 (HKD 28,787)	23.66	1/32 = USD 31.25	USD100,000 (HKD 898,856)	3 Quarterly Mths	Physical	US Futures & Options
10-Year U.S. Treasury Note	USD	CME-CBT	TY	E : 07:00 - 06:00	USD 2,640 (HKD 20,540)	USD 2,000 (HKD 15,560)	41.41	0.5/32 = USD 15.625	USD100,000 (HKD 850,473)	5 Quarterly Mths	Physical	US Futures & Options
5-Year U.S. Treasury Note	USD	CME-CBT	FV	E : 07:00 - 06:00	USD 2,002	USD 1,300	53.20	0.25/32 = USD 7.8125	USD100,000	5 Quarterly Mths	Physical	US Futures &

Contract	Curr.	Exchange	Codes	Trading Time	I. Margin	M.Margin	Gearing	Tick Size	Contract Value	Contract Mth.	Cash/Physical Delivery	Board Group
2-Year U.S. Treasury Note	USD	CME-CBT	TU	E : 07:00 - 06:00	(HKD 15,576)	(HKD 10,114)	97.31	0.25/32 = USD 15.625	USD200,000 (HKD 1,599,013)	5 Quarterly Mths	Physical	Options
Three Month Eurodollar (Eurodollar)	USD	CME	GE	E : 07:00 - 06:00	USD 2,157 (HKD 16,782)	USD 1,225 (HKD 9,531)	6.39	0.005= USD 12.5	USD1,000,000 (HKD 107,250)	Nearest 40 Months in the March Quarterly cycle & nearest 4 serial Months	Cash	US Futures & Options
30 Day Federal Fund	USD	CME	ZQ	E : 07:00 - 06:00	USD 1,595 (HKD 12,409)	USD 1,450 (HKD 11,281)	250.01	0.005= USD 20.835	USD5,000,000 (HKD 3,102,537)	First 36 Calendar Months	Cash	US Futures & Options
Euro-Bund	EUR	EUREX	FGBL	E : 08:15 - 05:00	EUR 2,371 (HKD 19,336)	EUR 1,976 (HKD 16,115)	55.77	0.01 = EUR 10	EUR100,000 (HKD 1,078,281)	9 Consecutive Quarterly Mths	Physical	Europe Futures EUR
Euro-Bobl	EUR	EUREX	FGBM	E : 08:15 - 05:00	EUR 2,988 (HKD 24,368)	EUR 2,490 (HKD 20,306)	39.26	0.01 = EUR 10	EUR100,000 (HKD 956,606)	9 Consecutive Quarterly Mths	Physical	Europe Futures EUR
Euro-Schatz	EUR	EUREX	FGBS	E : 08:15 - 05:00	EUR 578 (HKD 4,714)	EUR 482 (HKD 3,931)	184.68	0.005 = EUR 5	EUR100,000 (HKD 870,527)	9 Consecutive Quarterly Mths	Physical	Europe Futures EUR
Three Month Euro (EURIBOR)	EUR	NYSE-Liffe	I	E : 09:00 - 05:00	EUR 845 (HKD 6,891)	EUR 704 (HKD 5,741)	289.01	0.005pt. = EUR 12.5	EUR 1,000,000 (HKD 1,991,603)	6 Consecutive Mths & Next 22 Quarterly Mths	Cash	Europe Futures EUR
Energies Futures												
 Guotai Junan Futures (HK) Limited												
Light Sweet Crude Oil (WTI)	USD	CME-NYMEX	CL	E : 07:00 - 06:00	USD 9,152 (HKD 71,204)	USD 5,200 (HKD 40,457)	7.73	0.01 = USD 10	1,000 barrels (HKD 550,371)	current years mths & Next 10 years and additional 2 mths	Physical	US Futures & Options
E-mini Light Sweet Crude Oil-Financial (WTI)	USD	CME-NYMEX	QM	E : 07:00 - 06:00	USD 4,576 (HKD 35,602)	USD 2,600 (HKD 20,229)	7.73	0.025 = USD 12.5	500 barrels (HKD 275,225)	Consecutive Mths within 6 yrs	Cash	US Mini Futures
NY Harbor ULSD	USD	CME-NYMEX	HO	E : 07:00 - 06:00	USD 10,560 (HKD 82,159)	USD 6,000 (HKD 46,681)	9.79	0.0001 = USD 4.2	42,000 gallons (HKD 804,438)	49 Consecutive Mths	Physical	US Futures & Options
E-mini NY Harbor ULSD- Financial	USD	CME-NYMEX	QH	E : 07:00 - 06:00	USD 5,280 (HKD 41,079)	USD 3,000 (HKD 23,341)	9.79	0.001 = USD 21	21,000 gallons (HKD 402,252)	12 Consecutive Mths	Cash	US Futures & Options
Natural Gas (Henry Hub)	USD	CME-NYMEX	NG	E : 07:00 - 06:00	USD 9,680 (HKD 75,312)	USD 5,500 (HKD 42,791)	3.85	0.001 = USD 10	10,000 mmBtu (HKD 289,812)	current years & Consecutive Mths within 12 yrs	Physical	US Mini Futures
E-mini Natural Gas (Henry Hub) - Financial	USD	CME-NYMEX	QG	E : 07:00 - 06:00	USD 2,421 (HKD 18,836)	USD 1,375 (HKD 10,698)	3.85	0.005 = USD 12.5	2,500 mmBtu (HKD 72,453)	Consecutive Mths within 6 yrs	Cash	US Futures & Options
RBOB Gasoline	USD	CME-NYMEX	RB	E : 07:00 - 06:00	USD 9,680 (HKD 75,312)	USD 7,000 (HKD 54,461)	9.07	0.0001 = USD 4.2	42,000 gallons (HKD 682,913)	36 Consecutive Mths	Physical	US Futures & Options
ICE Brent Crude	USD	ICE-EUROPE	BRN	E : 09:00 - 07:00	USD 7,434 (HKD 57,838)	USD 5,310 (HKD 41,313)	10.12	0.01 = USD 10	1,000 barrels (HKD 585,227)	96 Consecutive Mths	Cash/Physical	Europe Futures USD
ICE WTI Crude	USD	ICE-EUROPE	WBS	E : 09:00 - 07:00	USD 9,156 (HKD 71,236)	USD 6,540 (HKD 50,883)	7.79	0.01 = USD 10	1,000 barrels (HKD 554,962)	108 Consecutive Mths	Cash	Europe Futures USD
ICE LS Gasoil	USD	ICE-EUROPE	GAS	E : 09:00 - 07:00	USD 6,427 (HKD 50,003)	USD 4,591 (HKD 35,719)	11.07	0.25 = USD 25	100 metric ton (HKD 553,561)	96 Consecutive Mths	Physical	Europe Futures USD
Metals Futures												
 Guotai Junan Futures (HK) Limited												
COMEX Gold	USD	CME-NYMEX (COMEX)	GC	E : 07:00 - 06:00	USD 15,180 (HKD 118,103)	USD 11,500 (HKD 89,472)	19.11	0.1 = USD 10	100 Loz (HKD 2,256,803)	3 Consecutive Mths; Even Mths within 23 Mths & Jun; Dec Quarterly Mths within 72 Mths	Physical	US Futures & Options
E-COMEX Gold	USD	CME-NYMEX (COMEX)	QO	E : 07:00 - 06:00	USD 7,590 (HKD 59,052)	USD 5,750 (HKD 44,736)	19.11	0.1 = USD 5	50 Loz (HKD 1,128,401)	Feb;Apr;Jun;Aug;Oct;Dec within 24 month period	Physical	US Mini Futures
COMEX Silver	USD	CME-NYMEX (COMEX)	SI	E : 07:00 - 06:00	USD 15,180 (HKD 118,103)	USD 11,500 (HKD 89,472)	10.82	0.005 = USD 25	5,000 Loz (HKD 1,278,092)	3 Consecutive Mths & Jan;Mar;May;Jul;Sep;Dec within 23 Mths & Jul; Dec Quarterly Mths within 60 Mths	Physical	US Futures & Options
COMEX Silver	USD	CME-NYMEX (COMEX)	QI	E : 07:00 - 06:00	USD 7,590 (HKD 59,052)	USD 5,750 (HKD 44,736)	10.82	0.005 = USD 12.5	2,500 Loz (HKD 639,046)	Feb;Apr;Jun;Aug;Oct;Dec within 24 month period	Physical	US Mini Futures
COMEX Copper	USD	CME-NYMEX (COMEX)	HG	E : 07:00 - 06:00	USD 9,240 (HKD 71,889)	USD 6,000 (HKD 46,681)	12.62	0.0005 = USD 12.5	25,000 lbs (HKD 907,269)	Front & Next 23 Consecutive Mths & (1,3,7,9,12) within 63 Mths	Physical	US Futures & Options
Palladium	USD	CME-NYMEX	PA	E : 07:00 - 06:00	USD 16,500 (HKD 128,373)	USD 12,500 (HKD 97,253)	6.12	0.05 = USD 5	100 Loz (HKD 785,256)	3 Consecutive Mths & Quarterly Mths within 15 Mths	Physical	US Futures & Options
Platinum	USD	CME-NYMEX	PL	E : 07:00 - 06:00	USD 3,300 (HKD 25,675)	USD 2,500 (HKD 19,451)	15.44	0.1 = USD 5	50 Loz (HKD 396,479)	3 Consecutive Mths & Jan; Apr; Jul; Oct within 15 Mths	Physical	US Futures & Options
LME Aluminium	USD	LME***	AHD	E : 09:00 - 03:00 O : 19:40 - 01:00	USD 6,090 (HKD 47,381)	USD 4,350 (HKD 33,844)	10.86	0.5 = USD 12.5 0.25 = USD 6.25	25 tonne (HKD 514,466)	3 Mths Prompt	Physical	LME
LME Copper	USD	LME***	CAD	E : 09:00 - 03:00 O : 19:40 - 01:00	USD 21,000 (HKD 163,384)	USD 15,000 (HKD 116,703)	11.19	0.5 = USD 12.5 0.25 = USD 6.25	25 tonne (HKD 1,827,472)	3 Mths Prompt	Physical	LME
LME Lead	USD	LME***	PBD	E : 09:00 - 03:00 O : 19:40 - 01:00	USD 5,250 (HKD 40,846)	USD 3,750 (HKD 29,176)	9.48	0.5 = USD 12.5 0.25 = USD 6.25	25 tonne (HKD 387,357)	3 Mths Prompt	Physical	LME
LME Nickel	USD	LME***	NID	E : 09:00 - 03:00 O : 19:40 - 01:00	USD 19,320 (HKD 150,313)	USD 13,800 (HKD 107,367)	4.81	5 = USD 30 1 = USD 6	6 tonne (HKD 723,092)	3 Mths Prompt	Physical	LME
LME Tin	USD	LME***	SND	E : 09:00 - 03:00 O : 19:40 - 01:00	USD 22,750 (HKD 177,000)	USD 16,250 (HKD 126,428)	7.18	5 = USD 25 1 = USD 5	5 tonne (HKD 1,271,324)	3 Mths Prompt	Physical	LME
LME Zinc	USD	LME***	ZSD	E : 09:00 - 03:00 O : 19:40 - 01:00	USD 8,750 (HKD 68,077)	USD 6,250 (HKD 48,626)	8.21	0.5 = USD 12.5 0.25 = USD 6.25	25 tonne (HKD 558,716)	3 Mths Prompt	Physical	LME

Contract	Curr.	Exchange	Codes	Trading Time	I. Margin	M.Margin	Gearing	Tick Size	Contract Value	Contract Mth.	Cash/Physical Delivery	Board Group