








Contract	Curr.	Exchange	Codes	Trading Time	I. Margin	M.Margin	Gearing	Tick Size	Contract Value	Contract Mth.	Cash/Physical Delivery	Board Group
 Guotai Junan Futures (HK) Limited												
Hang Seng	HKD	HKFE	<a href="#">HSI</a>	E : 09:15 - 12:00; 13:00 - 16:30 (08:45 pre-open) (T+1) 17:15-03:00	HKD 104,538	HKD 83,630	11.21	1pt. = HKD 50	HKD50xIndex (HKD 1,171,500)	Front; Next & 2 Quarterly Mths & following 5 Decembers Mths	Cash	HKFE Index
Mini Hang Seng	HKD	HKFE	<a href="#">MHI</a>	E : 09:15 - 12:00; 13:30 - 16:30 (08:45 pre-open) (T+1) 17:15-03:00	HKD 20,907	HKD 16,725	11.21	1pt. = HKD 10	HKD10xIndex (HKD 234,300)	Front; Next & 2 Quarterly Mths	Cash	HKFE Mini Index
Hang Seng China Enterprises	HKD	HKFE	<a href="#">HHI</a>	E : 09:15 - 12:00; 13:30 - 16:30 (08:45 pre-open) (T+1) 17:15-03:00	HKD 48,412	HKD 38,729	8.89	1pt. = HKD 50	HKD50xIndex (HKD 86,030)	Front; Next & 2 Quarterly Mths & following 5 Decembers Mths	Cash	HKFE Index
Mini Hang Seng China Enterprises	HKD	HKFE	<a href="#">MCH</a>	E : 09:15 - 12:00; 13:30 - 16:30 (08:45 pre-open) (T+1) 17:15-03:00	HKD 9,682	HKD 7,745	8.89	1pt. = HKD 10	HKD10xIndex (HKD 86,030)	Front; Next & 2 Quarterly Mths	Cash	HKFE Mini Index
Hang Seng Tech Index	HKD	HKFE	<a href="#">HTI</a>	E : 09:15 - 12:00; 13:30 - 16:30 (08:45 pre-open) (T+1) 17:15-03:00	HKD 43,251	HKD 34,600	6.35	1pt. = HKD 50	HKD50xIndex (HKD 274,500)	Front; Next & 2 Quarterly Mths	Cash	HKFE Index
MSCI Taiwan Index	USD	HKFE	<a href="#">MTW</a>	E : 08:45 - 13:45 (08:30 pre-open) (T+1) 14:30-03:00	USD 6,344	USD 5,075	14.05	0.1點 = USD 10	USD 100xIndex (HKD 89,130)	Front; Next & 4 Quarterly Mths	Cash	HKFE USD
MSCI China A 50 Index	USD	HKFE	<a href="#">MCA</a>	E : 09:00 - 16:30 (08:45 pre-open) (T+1) 17:15-03:00	USD 4,801	USD 3,840	N/A	0.2點 = USD 5	USD 25xIndex (HKD 212,420)	Front; Next & 4 Quarterly Mths	Cash	HKFE USD
HSI Volatility Index	HKD	HKFE	<a href="#">VHS</a>	E : 09:15 - 12:00; 13:00 - 16:30	HKD 39,926	HKD 31,940	2.75	0.05點 = HKD 250	HKD5000xIndex (HKD 109,750)	Front & Next 2 Mths	Cash	HKFE Index
SGX Nikkei 225	JPY	SGX	<a href="#">NK</a>	E: 07:30 - 14:25 (07:15 pre-open) (T+1) 14:55 - 05:15	JPY 1,155,000 (HKD 59,965)	JPY 1,050,000 (HKD 54,514)	16.01	5pt. = JPY 2,500	JPY500xIndex (HKD 959,830)	6 nearest serial months & 32 nearest quarterly months	Cash	Asia Futures JPY
SGX Mini Nikkei 225	JPY	SGX	<a href="#">NS</a>	E : 07:30 - 15:25 (07:15 pre-open) (T+1) 14:55 - 05:15	JPY 231,000 (HKD 11,993)	JPY 210,000 (HKD 10,903)	16.01	1pt. = JPY 100	JPY100xIndex (HKD 191,966)	3 nearest serial months & 6 nearest quarterly months	Cash	Asia Mini Futures JPY
SGX FTSE Xinhua China A50	USD	SGX	<a href="#">CN</a>	E : 09:00 - 16:30 (08:45 pre-open) (T+1) 17:00 - 05:15	USD 1,045 (HKD 8,128)	USD 950 (HKD 7,389)	12.83	1pt. = USD 1	USD1xIndex (HKD 104,308)	Front; Next Mth & Quaterly Mths within 1 yr	Cash	Asia Futures USD
NSE IFSC Nifty 50	USD	SGX	<a href="#">GIN</a>	E : 09:00 - 18:10 (08:45 pre-open) (T+1) 19:05 - 05:15	USD 2,090 (HKD 16,256)	USD 1,900 (HKD 14,778)	22.62	0.5pt. = USD 1	USD2xIndex (HKD 367,688)	Front; Next Mth & 4 Quaterly Mths	Cash	Asia Futures USD
SGX MSCI Singapore	SGD	SGX	<a href="#">SG</a>	E : 08:30 - 17:10 (08:15 pre-open) (T+1) 17:40 - 05:15	SGD 1,870 (HKD 10,835)	SGD 1,700 (HKD 9,850)	21.38	0.05pt. = SGD 5	SGD 100xIndex (HKD 231,642)	2 Recent Non-Quarterly Mths & 4 Quarterly mths	Cash	Asia Futures SGD
Mini Dow Jones (\$5)	USD	CME-CBT	<a href="#">YM</a>	E : 07:00 - 06:00	USD 11,440 (HKD 88,978)	USD 10,400 (HKD 80,889)	18.29	1pt. = USD 5	USD5xIndex (HKD 1,627,544)	4 Quarterly Mths	Cash	US Mini Futures
Micro Mini Dow Jones	USD	CME-CBT	<a href="#">MYM</a>	E : 07:00 - 06:00	USD 1,144 (HKD 8,898)	USD 1,040 (HKD 8,089)	18.29	1pt. = USD 0.5	USD0.5xIndex (HKD 162,754)	4 Quarterly Mths	Cash	US Micro E-Mini Futures
Mini S&P 500	USD	CME	<a href="#">ES</a>	E : 07:00 - 06:00	USD 16,060 (HKD 124,911)	USD 14,600 (HKD 113,556)	17.51	0.25pt. = USD 12.5	USD50xIndex (HKD 2,186,728)	Quarterly contracts listed for 9 consecutive quarters and 3 additional December contract months	Cash	US Mini Futures
Micro Mini S&P 500	USD	CME	<a href="#">MES</a>	E : 07:00 - 06:00	USD 1,606 (HKD 12,491)	USD 1,460 (HKD 11,356)	17.51	0.25pt. = USD 1.25	USD5xIndex (HKD 218,673)	5 Quarterly Mths	Cash	US Micro E-Mini Futures
Mini Nasdaq 100	USD	CME	<a href="#">NQ</a>	E : 07:00 - 06:00	USD 24,420 (HKD 189,934)	USD 22,200 (HKD 172,667)	15.94	0.25pt. = USD 5	USD20xIndex (HKD 3,026,653)	5 Quarterly Mths & next 4 Dec	Cash	US Mini Futures
Micro Mini Nasdaq 100	USD	CME	<a href="#">MNQ</a>	E : 07:00 - 06:00	USD 2,442 (HKD 18,993)	USD 2,220 (HKD 17,267)	15.94	0.25pt. = USD 0.5	USD2xIndex (HKD 302,665)	5 Quarterly Mths	Cash	US Micro E-Mini Futures
Mini Russell 2000	USD	CME	<a href="#">RTY</a>	E : 07:00 - 06:00	USD 8,360 (HKD 65,022)	USD 7,600 (HKD 59,111)	12.18	0.1pt. = USD 5	USD20xIndex (HKD 792,208)	5 Quarterly Mths	Cash	US Mini Futures
Micro Mini Russell 2000	USD	CME	<a href="#">M2K</a>	E : 07:00 - 06:00	USD 836 (HKD 6,502)	USD 760 (HKD 5,911)	12.18	0.1pt. = USD 0.5	USD20xIndex (HKD 79,221)	5 Quarterly Mths	Cash	US Micro E-Mini Futures
Nikkei 225 USD	USD	CME	<a href="#">NKD</a>	E : 07:00 - 06:00	USD 14,300 (HKD 111,223)	USD 13,000 (HKD 101,111)	12.75	5pt. = USD 25	USD5xIndex (HKD 1,418,087)	Quarterly contracts (Mar, Jun, Sep, Dec) listed for 12 quarters, and 3 additional Dec contract months	Cash	US Futures & Options
DAX (DAX)	EUR	EUREX	<a href="#">DAX</a>	E : 08:15- 05:00	EUR 49,535 (HKD 417,135)	EUR 41,279 HKD 0	11.45	0.5點 = EUR 12.5	EUR25xIndex (HKD 4,774,510)	3 Quarterly Mths	Cash	Europe Futures EUR
Mini DAX (Mini DAX)	EUR	EUREX	<a href="#">FDXM</a>	E : 08:15- 05:00	EUR 9,907 (HKD 83,427)	EUR 8,256 HKD 0	11.45	1點 = EUR 5	EUR5xIndex (HKD 954,902)	3 Quarterly Mths	Cash	Europe Futures EUR
FTSE 100	GBP	NYSE-Liffe	<a href="#">Z</a>	E : 09:00 - 05:00	GBP 4,691 (HKD 47,205)	GBP 3,909 (HKD 39,336)	18.47	0.5pt. = GBP 5	GBP10xIndex (HKD 872,052)	4 Quarterly Mths	Cash	Europe Futures GBP
FTSE Bursa Malaysia KLCI	MYR	BM	<a href="#">FKLI</a>	E: 08:45 - 12:45; 14:30 - 17:15 (Mon-Thur T+1) 21:00 - 02:30	MYR 4,800 (HKD 8,418)	MYR 4,000 (HKD 7,015)	15.85	0.5pt. = MYR 25	MYR50xIndex (HKD 133,459)	Front; Next & 2 Quarterly Mths	Cash	Asia Futures MYR
 Guotai Junan Futures (HK) Limited												
HSBC Holdings Plc.	HKD	HKFE	<a href="#">HKB</a>	E : 09:30 - 12:00; 13:00 - 16:00	HKD 0	HKD 1,851	15.46	0.01pt. = HKD 4	HKD400xprice (HKD 35,768)	Front; Next 2 Mths & Next 2 Quarterly Mths	Cash	HKFE Stock Futures
China Mobile Limited	HKD	HKFE	<a href="#">CHT</a>	E : 09:30 - 12:00; 13:00 - 16:00	HKD 0	HKD 2,212	15.03	0.01pt. = HKD 5	HKD500xprice (HKD 41,575)	Front; Next 2 Mths & Next 2 Quarterly Mths	Cash	HKFE Stock Futures
China Construction Bank	HKD	HKFE	<a href="#">CCB</a>	E : 09:30 - 12:00; 13:00 - 16:00	HKD 450	HKD 360	14.89	0.01pt. = HKD 10	HKD1,000xprice (HKD 6,700)	Front; Next 2 Mths & Next 2 Quarterly Mths	Cash	HKFE Stock Futures
ICBC	HKD	HKFE	<a href="#">ICB</a>	E : 09:30 - 12:00; 13:00 - 16:00	HKD 372	HKD 297	14.76	0.01pt. = HKD 10	HKD1,000xprice (HKD 5,490)	Front; Next 2 Mths & Next 2 Quarterly Mths	Cash	HKFE Stock Futures
CNOOC Limited	HKD	HKFE	<a href="#">CNC</a>	E : 09:30 - 12:00; 13:00 - 16:00	HKD 1,230	HKD 984	15.08	0.01pt. = HKD 10	HKD1,000xprice (HKD 18,550)	Front; Next 2 Mths & Next 2 Quarterly Mths	Cash	HKFE Stock Futures

Contract	Curr.	Exchange	Codes	Trading Time	I. Margin	M.Margin	Gearing	Tick Size	Contract Value	Contract Mth.	Cash/Physical Delivery	Board Group
Huaneng Power International	HKD	HKFE	<a href="#">HNP</a>	E : 09:30 - 12:00; 13:00 - 16:00	HKD 566	HKD 452	15.76	0.01pt. = HKD 20	HKD2,000xprice (HKD 8,920)	Front; Next 2 Mths & Next 2 Quarterly Mths	Cash	HKFE Stock Futures
Ping An Insurance	HKD	HKFE	<a href="#">PAI</a>	E : 09:30 - 12:00; 13:00 - 16:00	HKD 2,034	HKD 1,627	11.58	0.01pt. = HKD 5	HKD500xprice (HKD 23,550)	Front; Next 2 Mths & Next 2 Quarterly Mths	Cash	HKFE Stock Futures
China Merchants Bank	HKD	HKFE	<a href="#">CMB</a>	E : 09:30 - 12:00; 13:00 - 16:00	HKD 1,742	HKD 1,393	13.20	0.01pt. = HKD 5	HKD500xprice (HKD 22,990)	Front; Next 2 Mths & Next 2 Quarterly Mths	Cash	HKFE Stock Futures
Bank of China	HKD	HKFE	<a href="#">BCL</a>	E : 09:30 - 12:00; 13:00 - 16:00	HKD 288	HKD 230	15.90	0.01pt. = HKD 10	HKD1,000xprice (HKD 4,580)	Front; Next 2 Mths & Next 2 Quarterly Mths	Cash	HKFE Stock Futures
China Petroleum & Chemical	HKD	HKFE	<a href="#">CPC</a>	E : 09:30 - 12:00; 13:00 - 16:00	HKD 562	HKD 449	1.48	0.01pt. = HKD 20	HKD2,000xprice (HKD 4,160)	Front; Next 2 Mths & Next 2 Quarterly Mths	Cash	HKFE Stock Futures
Hong Kong Exchanges & Clearing	HKD	HKFE	<a href="#">HEX</a>	E : 09:30 - 12:00; 13:00 - 16:00	HKD 3,763	HKD 3,010	9.41	0.01pt. = HKD 1	HKD100xprice (HKD 353,930)	Front; Next 2 Mths & Next 2 Quarterly Mths	Cash	HKFE Stock Futures
PetroChina	HKD	HKFE	<a href="#">PEC</a>	E : 09:30 - 12:00; 13:00 - 16:00	HKD 807	HKD 645	15.32	0.01pt. = HKD 20	HKD2,000xprice (HKD 6,180)	Front; Next 2 Mths & Next 2 Quarterly Mths	Cash	HKFE Stock Futures
China Communications Construction	HKD	HKFE	<a href="#">CCC</a>	E : 09:30 - 12:00; 13:00 - 16:00	HKD 335	HKD 268	14.81	0.01pt. = HKD 10	HKD1,000xprice (HKD 4,960)	Front; Next 2 Mths & Next 2 Quarterly Mths	Cash	HKFE Stock Futures
China Life Insurance	HKD	HKFE	<a href="#">CLI</a>	E : 09:30 - 12:00; 13:00 - 16:00	HKD 1,662	HKD 1,329	9.21	0.01pt. = HKD 10	HKD1,000xprice (HKD 15,310)	Front; Next 2 Mths & Next 2 Quarterly Mths	Cash	HKFE Stock Futures
Bank of Communications	HKD	HKFE	<a href="#">BCM</a>	E : 09:30 - 12:00; 13:00 - 16:00	HKD 444	HKD 355	15.38	0.01pt. = HKD 10	HKD1,000xprice (HKD 6,830)	Front; Next 2 Mths & Next 2 Quarterly Mths	Cash	HKFE Stock Futures
China Minsheng Banking Corporation	HKD	HKFE	<a href="#">MSB</a>	E : 09:30 - 12:00; 13:00 - 16:00	HKD 2,487	HKD 1,989	14.80	0.01pt. = HKD 100	HKD10,000xprice (HKD 3,680)	Front; Next 2 Mths & Next 2 Quarterly Mths	Cash	HKFE Stock Futures
Tencent Holdings Ltd.	HKD	HKFE	<a href="#">TCH</a>	E : 09:30 - 12:00; 13:00 - 16:00	HKD 5,732	HKD 4,585	8.88	0.01pt. = HKD 100	HKD100xprice (HKD 509,040)	Front; Next 2 Mths & Next 2 Quarterly Mths	Cash	HKFE Stock Futures
Xiaomi Corporation	HKD	HKFE	<a href="#">MIU</a>	E : 09:30 - 12:00; 13:00 - 16:00	HKD 6,583	HKD 5,266	0.78	0.01pt. = HKD 100	HKD100xprice (HKD 51,050)	Front; Next 2 Mths & Next 2 Quarterly Mths	Cash	HKFE Stock Futures
Meituan DianPing	HKD	HKFE	<a href="#">MET</a>	E : 09:30 - 12:00; 13:00 - 16:00	HKD 16,891	HKD 13,512	0.95	0.01pt. = HKD 100	HKD100xprice (HKD 160,570)	Front; Next 2 Mths & Next 2 Quarterly Mths	Cash	HKFE Stock Futures
Anhui Conch cement Co. Ltd.	HKD	HKFE	<a href="#">ACC</a>	E : 09:30 - 12:00; 13:00 - 16:00	HKD 804	HKD 643	2.80	0.01pt. = HKD 100	HKD100xprice (HKD 22,500)	Front; Next 2 Mths & Next 2 Quarterly Mths	Cash	HKFE Stock Futures
CSOP FTSE China A50 ETF	HKD	HKFE	<a href="#">CSA</a>	E : 09:30 - 12:00; 13:00 - 16:00	HKD 4,322	HKD 3,457	14.88	0.01pt. = HKD 50	HKD5,000xprice (HKD 12,860)	Front; Next 2 Mths & Next 2 Quarterly Mths	Cash	HKFE Stock Futures
iShares FTSE A50 China Index ETF	HKD	HKFE	<a href="#">A50</a>	E : 09:30 - 12:00; 13:00 - 16:00	HKD 4,588	HKD 3,670	15.01	0.01pt. = HKD 50	HKD5,000xprice (HKD 13,770)	Front; Next 2 Mths & Next 2 Quarterly Mths	Cash	HKFE Stock Futures
China AMC CSI 300 Index ETF	HKD	HKFE	<a href="#">AMC</a>	E : 09:30 - 12:00; 13:00 - 16:00	HKD 5,865	HKD 4,692	14.74	0.01pt. = HKD 20	HKD2,000xprice (HKD 43,230)	Front; Next 2 Mths & Next 2 Quarterly Mths	Cash	HKFE Stock Futures
<b>Agricultural Futures</b>												
					 Guotai Junan Futures (HK) Limited							
Corn	USD	CME-CBT	<a href="#">C</a>	E : 09:00 - 21:45; 22:30 - 03:20	USD 0 HKD 0	USD 0 HKD 0	#DIV/0!	0.0025 = USD 12.5	5,000 bushel (HKD 176,264)	Mar; May; Jul; Sep; Dec	Physical	US Futures & Options
Mini-sized Corn	USD	CME-CBT	<a href="#">YC</a>	E : 09:00 - 21:45; 22:30 - 03:20	USD 0 HKD 0	USD 0 HKD 0	#DIV/0!	0.00125 = USD 1.25	1,000 bushel (HKD 35,253)	Mar; May; Jul; Sep; Dec	Physical	US Mini Futures
Soybeans	USD	CME-CBT	<a href="#">S</a>	E : 09:00 - 21:45; 22:30 - 03:20	USD 2,200 (HKD 17,111)	USD 2,000 (HKD 15,556)	23.25	0.0025 = USD 12.5	5,000 bushel (HKD 397,834)	Jan; Mar; May; Jul; Aug; Sep; Nov	Physical	US Futures & Options
Mini-sized Soybean	USD	CME-CBT	<a href="#">YK</a>	E : 09:00 - 21:45; 22:30 - 03:20	USD 440 (HKD 3,422)	USD 400 (HKD 3,111)	23.25	0.00125 = USD 1.25	1,000 bushel (HKD 79,567)	Jan; Mar; May; Jul; Aug; Sep; Nov	Physical	US Mini Futures
Wheat	USD	CME-CBT	<a href="#">W</a>	E : 09:00 - 21:45; 22:30 - 03:20	USD 2,310 (HKD 17,967)	USD 1,750 (HKD 13,611)	11.43	0.0025 = USD 12.5	5,000 bushel (HKD 205,431)	Mar; May; Jul; Sep; Dec	Physical	US Futures & Options
Mini-sized Wheat	USD	CME-CBT	<a href="#">YW</a>	E : 09:00 - 21:45; 22:30 - 03:20	USD 462 (HKD 3,593)	USD 350 (HKD 2,722)	11.43	0.00125 = USD 1.25	1,000 bushel (HKD 41,086)	Mar; May; Jul; Sep; Dec	Physical	US Mini Futures
Soybean Meal	USD	CME-CBT	<a href="#">SM</a>	E : 09:00 - 21:45; 22:30 - 03:20	USD 2,640 (HKD 20,533)	USD 2,000 (HKD 15,556)	11.12	0.1 = USD 10	100 short ton (HKD 228,278)	Jan; Mar; May; Jul; Aug; Sep; Oct; Dec	Physical	US Futures & Options
Soybean Oil	USD	CME-CBT	<a href="#">BO</a>	E : 09:00 - 21:45; 22:30 - 03:20	USD 2,376 (HKD 18,480)	USD 1,800 (HKD 14,000)	11.40	0.0001 = USD 6	60,000 lbs (HKD 210,747)	Jan; Mar; May; Jul; Aug; Sep; Oct; Dec	Physical	US Futures & Options
Oats	USD	CME-CBT	<a href="#">O</a>	E : 09:00 - 21:45; 22:30 - 03:20	USD 1,210 (HKD 9,411)	USD 1,100 (HKD 8,556)	14.47	0.0025 = USD 12.5	5,000 bushel (HKD 136,209)	Mar; May; Jul; Sep; Dec	Physical	US Futures & Options
Rough Rice	USD	CME-CBT	<a href="#">RR</a>	E : 09:00 - 21:45; 22:30 - 03:20	USD 1,540 (HKD 11,978)	USD 1,400 (HKD 10,889)	17.55	0.005 = USD 10	2,000 cwt (HKD 210,234)	Jan; Mar; May; Jul; Sep; Nov	Physical	US Futures & Options
KCBT Wheat	USD	KCBT	<a href="#">KB</a>	E : 09:00 - 21:45; 22:30 - 03:20	USD 2,508 (HKD 19,507)	USD 1,900 (HKD 14,778)	11.00	0.0025 = USD 12.5	5,000 bushel (HKD 214,570)	Mar; May; Jul; Sep; Dec	Physical	US Futures & Options
Cocoa	USD	ICE US	<a href="#">CC</a>	E : 17:45 - 02:30(08:00 pre-open)	USD 16,620 (HKD 129,267)	USD 13,850 (HKD 107,723)	4.82	1 = USD 10	10 metric ton (HKD 623,157)	Mar; May; Jul; Sep; Dec	Physical	US Futures & Options
Coffee	USD	ICE US	<a href="#">KC</a>	E : 17:45 - 02:30 (08:00 pre-open)	USD 12,492 (HKD 97,160)	USD 10,410 (HKD 80,967)	11.30	0.0005 = USD 18.75	37,500 lbs (HKD 1,097,836)	Mar; May; Jul; Sep; Dec	Physical	US Futures & Options
Cotton	USD	ICE US	<a href="#">CT</a>	E : 10:00 - 03:20 (07:30 pre-open)	USD 1,836 (HKD 14,280)	USD 1,530 (HKD 11,900)	18.22	0.0001 = USD 5	50,000 lbs (HKD 260,167)	Mar; May; Jul; Oct; Dec	Physical	US Futures & Options



Contract	Curr.	Exchange	Codes	Trading Time	I. Margin	M.Margin	Gearing	Tick Size	Contract Value	Contract Mth.	Cash/Physical Delivery	Board Group
FCOJ-A	USD	ICE US	<a href="#">OJ</a>	E : 21:00 - 03:00 (08:00 pre-open)	USD 5,119 (HKD 39,815)	USD 4,266 (HKD 33,180)	6.95	0.0005 = USD 7.5	15,000 lbs (HKD 276,851)	Jan; Mar; May; Jul; Sep; Nov	Physical	US Futures & Options
Sugar No.11	USD	ICE US	<a href="#">SB</a>	E : 16:30 - 02:00 (08:00 pre-open)	USD 1,438 (HKD 11,184)	USD 1,198 (HKD 9,318)	14.77	0.0001 = USD 11.2	112,000 lbs (HKD 165,163)	Mar; May; Jul; Oct	Physical	US Futures & Options
Lean Hogs	USD	CME	<a href="#">LH</a>	E : 22:30 - 03:05	USD 1,870 (HKD 14,544)	USD 1,700 (HKD 13,222)	18.93	0.00025 = USD 10	40,000 lbs (HKD 275,256)	Feb; Apr; May; Jun; Jul; Aug; Oct; Dec	Cash	US Futures & Options
Live Cattle	USD	CME	<a href="#">LC</a>	E : 22:30 - 03:05	USD 2,420 (HKD 18,822)	USD 2,200 (HKD 17,111)	34.52	0.00025 = USD 10	40,000 lbs (HKD 649,680)	Feb; Apr; Jun; Aug; Oct; Dec	Physical	US Futures & Options
Feeder Cattle	USD	CME	<a href="#">FC</a>	E : 22:30 - 03:05	USD 4,538 (HKD 35,296)	USD 4,125 (HKD 32,083)	31.61	0.00025 = USD 12.5	50,000 lbs (HKD 1,115,823)	Jan; Mar; Apr; May; Aug; Sep; Oct; Nov	Cash	US Futures & Options
Crude Palm Oil	MYR	BM	<a href="#">FCPO</a>	10:30 - 12:30; 14:30 - 18:00 (Mon-Thur T+1) 21:00 - 23:30	MYR 9,000 (HKD 15,784)	MYR 7,500 (HKD 13,153)	13.23	1 = MYR 25	25 metric ton (HKD 208,782)	Spot month and the next 11 succeeding months, alternate months up to 36 months ahead	Physical	Asia Futures MYR
SGX SICOM Technically Specified Rubber 20	USD	SGX	<a href="#">TF</a>	E : 07:55 - 18:00	USD 792 (HKD 6,160)	USD 720 (HKD 5,600)	12.47	0.1 = USD 5	5 metric ton (HKD 76,845)	Nearest 12 Mths	Physical	Asia Futures USD
NYSE Liffe Cocoa	GBP	NYSE-Liffe	<a href="#">C</a>	E: 17:30 - 00:55	GBP 17,568 (HKD 176,785)	GBP 14,640 (HKD 147,321)	3.56	1 = GBP 10	10 tonnes (HKD 629,838)	Nearest 10 Contract Mths of Mar; May; Jul ; Sep & Dec	Physical	Europe Futures GBP
NYSE Liffe Robusta Coffee	USD	NYSE-Liffe	<a href="#">RC</a>	E : 17:00 - 01:30	USD 8,172 (HKD 63,560)	USD 6,810 (HKD 52,967)	6.53	1 = USD 10	10 tonnes (HKD 415,101)	Nearest 10 Contract Mths of Jan; Mar; May ; Jul; Sep & Dec	Physical	Europe Futures USD
NYSE Liffe White Sugar No. 407	USD	NYSE-Liffe	<a href="#">W</a>	E : 16:45 - 02:00	USD 2,353 (HKD 18,301)	USD 1,961 (HKD 15,252)	11.38	0.1 = USD 5	50 tonnes (HKD 208,328)	Nearest 8 Contract Mths of Mar; May; Aug; Sep; Dec	Physical	Europe Futures USD
<b>Currencies Futures</b>												
 Guotai Junan Futures (HK) Limited												
AUD/USD	USD	CME	<a href="#">AD</a>	E : 07:00 - 06:00	USD 1,782 (HKD 13,860)	USD 1,350 (HKD 10,500)	35.30	0.00005 = USD 5	AUD 100,000 (HKD 489,263)	3 Consecutive Mths & 20 mths in the March Quarterly	Physical	US Futures & Options
GBP/USD	USD	CME	<a href="#">BP</a>	E : 07:00 - 06:00	USD 3,080 (HKD 23,956)	USD 1,750 (HKD 13,611)	26.26	0.0001 = USD 6.25	GBP 62,500 (HKD 628,981)	3 Consecutive Mths & 20 mths in the March Quarterly	Physical	US Futures & Options
CAD/USD	USD	CME	<a href="#">CD</a>	E : 07:00 - 06:00	USD 1,320 (HKD 10,267)	USD 1,000 (HKD 7,778)	53.13	0.00005 = USD 5	CAD 100,000 (HKD 545,418)	3 Consecutive Mths & 220 mths in the March Quarterly	Physical	US Futures & Options
EUR/USD	USD	CME	<a href="#">EC</a>	E : 07:00 - 06:00	USD 4,576 (HKD 35,591)	USD 2,100 (HKD 16,333)	29.70	0.00005 = USD 6.25	EUR 125,000 (HKD 1,057,052)	3 Consecutive Mths & 20 mths in the March Quarterly	Physical	US Futures & Options
E-mini EUR/USD	USD	CME	<a href="#">EZ</a>	E : 07:00 - 06:00	USD 2,288 (HKD 17,796)	USD 1,300 (HKD 10,111)	29.70	0.0001 = USD 6.25	EUR 62,500 (HKD 528,550)	2 Consecutive Quarterly Mths	Physical	US Mini Futures
JPY/USD	USD	CME	<a href="#">JY</a>	E : 07:00 - 06:00	USD 5,808 (HKD 45,173)	USD 3,300 (HKD 25,667)	14.48	0.0000005 = USD 6.25	JPY 12.5M (HKD 653,967)	3 Consecutive Mths & 20 mths in the March Quarterly	Physical	US Futures & Options
E-mini JPY/USD	USD	CME	<a href="#">JZ</a>	E : 07:00 - 06:00	USD 2,904 (HKD 22,587)	USD 1,650 (HKD 12,833)	14.48	0.000001 = USD 6.25	JPY 6.25M (HKD 327,008)	2 Consecutive Quarterly Mths	Physical	US Mini Futures
EUR/JPY	JPY	CME	<a href="#">RY</a>	E : 07:00 - 06:00	JPY 968,000 (HKD 50,256)	JPY 550,000 (HKD 28,555)	20.87	0.01 = JPY 1,250	EUR 125,000 (HKD 1,048,998)	6 Consecutive Quarterly Mths	Physical	US Futures & Options
NZD/USD	USD	CME	<a href="#">NE</a>	E : 07:00 - 06:00	USD 1,716 (HKD 13,347)	USD 1,300 (HKD 10,111)	33.36	0.00005 = USD 5	NZD 100,000 (HKD 445,279)	6 Consecutive Quarterly Mths	Physical	US Futures & Options
CHF/USD	USD	CME	<a href="#">SF</a>	E : 07:00 - 06:00	USD 4,224 (HKD 32,853)	USD 3,200 (HKD 24,889)	33.87	0.0001 = USD 12.5	CHF 125,000 (HKD 1,112,663)	20 Consecutive Quarterly Mths	Physical	US Futures & Options
RMB/USD	USD	CME	<a href="#">RMB</a>	E : 07:00 - 06:00	USD 7,260 (HKD 56,467)	USD 4,620 (HKD 35,933)	19.20	0.00001 = USD 10	RMB 1,000,000 (HKD 1,084,225)	13 Consecutive Mths & Next 8 Quarterly Mths	Cash	US Futures & Options
USD/RMB	CNY	HKFE	<a href="#">CUS</a>	E : 08:30 - 18:30; 19:15 - 03:00	CNY 20,146 (HKD 21,575)	CNY 11,512 (HKD 12,328)	36.06	0.0001 = CNY 10	USD 100,000 (HKD 778,016)	Front; Next 3 Mths & Next 6 Quaterly Mths	Physical	HKFE CNY
CNY/USD	USD	SGX	<a href="#">CY</a>	E : 07:25 - 17:55 ; 18:15 - 05:15	USD 1,760 (HKD 13,689)	USD 800 (HKD 6,222)	39.11	0.0001 = USD 5	CNY 500,000 (HKD 535,385)	13 monthly followed by the next 8 quarterly months	Cash	Asia Futures USD
USD/CNH	CNY	SGX	<a href="#">UC</a>	E : 07:00 - 17:55 ; 18:15 - 05:15	CNY 11,000 (HKD 11,780)	CNY 5,000 (HKD 5,355)	66.04	0.0001 = CNY 10	USD 100,000 (HKD 777,962)	13 monthly followed by the next 8 quarterly months	Cash	Asia Futures CNY
USD/SDG	SGD	SGX	<a href="#">US</a>	E : 07:00 - 19:30 ; 19:50 - 05:15	SGD 1,210 (HKD 7,011)	SGD 550 (HKD 3,187)	27.72	0.0001 = SGD 2.5	USD 25,000 (HKD 194,344)	12 Consecutive Mths	Cash	Asia Futures SGD
MXN/USD	USD	CME	<a href="#">MP</a>	E : 07:00 - 06:00	USD 1,848 (HKD 14,373)	USD 1,400 (HKD 10,889)	13.22	0.000001 = USD 10	MXP 500,000 (HKD 190,051)	13 Consecutive Mths & Next 2 Quarterly Mths	Physical	US Futures & Options
US Dollar Index	USD	ICE-US	<a href="#">DX</a>	E : 09:00 - 06:00 (08:30 pre-open) Open 08:00 on Monday (06:30 pre-open)	USD 2,363 (HKD 18,379)	USD 1,688 (HKD 13,129)	43.89	0.005 = USD 5	USD1,000 x Index (HKD 806,628)	4 Quarterly Mths	Physical	US Futures & Options
<b>Interest Rate Futures</b>												
 Guotai Junan Futures (HK) Limited												
30-Year U.S. Treasury Bond	USD	CME-CBT	<a href="#">US</a>	E : 07:00 - 06:00	USD 4,884 (HKD 37,987)	USD 3,700 (HKD 28,778)	23.97	1/32 = USD 31.25	USD100,000 (HKD 910,732)	3 Quarterly Mths	Physical	US Futures & Options
10-Year U.S. Treasury Note	USD	CME-CBT	<a href="#">TY</a>	E : 07:00 - 06:00	USD 2,476 (HKD 19,258)	USD 1,875 (HKD 14,583)	44.91	0.5/32 = USD 15.625	USD100,000 (HKD 864,916)	5 Quarterly Mths	Physical	US Futures & Options
5-Year U.S. Treasury Note	USD	CME-CBT	<a href="#">FV</a>	E : 07:00 - 06:00	USD 1,925 (HKD 14,972)	USD 1,250 (HKD 9,722)	56.20	0.25/32 = USD 7.8125	USD100,000 (HKD 841,461)	5 Quarterly Mths	Physical	US Futures & Options
2-Year U.S. Treasury Note	USD	CME-CBT	<a href="#">TU</a>	E : 07:00 - 06:00	USD 2,112 (HKD 16,427)	USD 1,200 (HKD 9,333)	98.10	0.25/32 = USD 15.625	USD200,000 (HKD 1,611,402)	5 Quarterly Mths	Physical	US Futures & Options

Contract	Curr.	Exchange	Codes	Trading Time	I. Margin	M.Margin	Gearing	Tick Size	Contract Value	Contract Mth.	Cash/Physical Delivery	Board Group
Three Month Eurodollar (Eurodollar)	USD	CME	<a href="#">GE</a>	E : 07:00 - 06:00	USD 2,157 (HKD 16,777)	USD 1,225 (HKD 9,528)	6.39	0.005= USD 12.5	USD1,000,000 (HKD 107,217)	Nearest 40 Months in the March Quarterly cycle & nearest 4 serial Months	Cash	US Futures & Options
30 Day Federal Fund	USD	CME	<a href="#">ZQ</a>	E : 07:00 - 06:00	USD 1,595 (HKD 12,406)	USD 1,450 (HKD 11,278)	250.00	0.005= USD 20.835	USD5,000,000 (HKD 3,101,418)	First 36 Calendar Months	Cash	US Futures & Options
Euro-Bund	EUR	EUREX	<a href="#">FGBL</a>	E : 08:15 - 05:00	EUR 2,220	EUR 1,850	58.04	0.01 = EUR 10	EUR100,000	9 Consecutive Quarterly Mths	Physical	Europe Futures EUR
					(HKD 18,695)	(HKD 15,579)			(HKD 1,084,965)			
Euro-Bobl	EUR	EUREX	<a href="#">FGBM</a>	E : 08:15 - 05:00	EUR 2,988	EUR 2,490	39.43	0.01 = EUR 10	EUR100,000	9 Consecutive Quarterly Mths	Physical	Europe Futures EUR
					(HKD 25,162)	(HKD 20,968)			(HKD 992,165)			
Euro-Schatz	EUR	EUREX	<a href="#">FGBS</a>	E : 08:15 - 05:00	EUR 535	EUR 446	199.96	0.005 = EUR 5	EUR100,000	9 Consecutive Quarterly Mths	Physical	Europe Futures EUR
					(HKD 4,505)	(HKD 3,756)			(HKD 900,881)			
Three Month Euro (EURIBOR)	EUR	NYSE-Liffe	<a href="#">I</a>	E : 09:00 - 05:00	EUR 845 (HKD 7,116)	EUR 704 (HKD 5,928)	289.41	0.005pt. = EUR 12.5	EUR 1,000,000 (HKD 2,059,361)	6 Consecutive Mths & Next 22 Quarterly Mths	Cash	Europe Futures EUR
 Guotai Junan Futures (HK) Limited												
<b>Energies Futures</b>												
Light Sweet Crude Oil (WTI)	USD	CME-NYMEX	<a href="#">CL</a>	E : 07:00 - 06:00	USD 9,152 (HKD 71,182)	USD 5,200 (HKD 40,445)	7.58	0.01 = USD 10	1,000 barrels (HKD 539,468)	current years mths & Next 10 years and additional 2 mths	Physical	US Futures & Options
E-mini Light Sweet Crude Oil-Financial (WTI)	USD	CME-NYMEX	<a href="#">QM</a>	E : 07:00 - 06:00	USD 4,576 (HKD 35,591)	USD 2,600 (HKD 20,222)	7.58	0.025 = USD 12.5	500 barrels (HKD 269,695)	Consecutive Mths within 6 yrs	Cash	US Mini Futures
NY Harbor ULSD	USD	CME-NYMEX	<a href="#">HO</a>	E : 07:00 - 06:00	USD 10,560 (HKD 82,134)	USD 6,000 (HKD 46,667)	8.99	0.0001 = USD 4.2	42,000 gallons (HKD 738,563)	49 Consecutive Mths	Physical	US Futures & Options
E-mini NY Harbor ULSD- Financial	USD	CME-NYMEX	<a href="#">QH</a>	E : 07:00 - 06:00	USD 5,280 (HKD 41,067)	USD 3,000 (HKD 23,333)	8.87	0.001 = USD 21	21,000 gallons (HKD 364,071)	12Consecutive Mths	Cash	US Futures & Options
Natural Gas (Henry Hub)	USD	CME-NYMEX	<a href="#">NG</a>	E : 07:00 - 06:00	USD 9,680 (HKD 75,289)	USD 5,500 (HKD 42,778)	4.20	0.001 = USD 10	10,000 mmBtu (HKD 316,168)	current years & Consecutive Mths within 12 yrs	Physical	US Mini Futures
E-mini Natural Gas (Henry Hub) - Financial	USD	CME-NYMEX	<a href="#">QG</a>	E : 07:00 - 06:00	USD 2,421 (HKD 18,830)	USD 1,375 (HKD 10,694)	4.20	0.005 = USD 12.5	2,500 mmBtu (HKD 79,042)	Consecutive Mths within 6 yrs	Cash	US Futures & Options
RBOB Gasoline	USD	CME-NYMEX	<a href="#">RB</a>	E : 07:00 - 06:00	USD 9,680 (HKD 75,289)	USD 7,000 (HKD 54,445)	9.70	0.0001 = USD 4.2	42,000 gallons (HKD 730,004)	36 Consecutive Mths	Physical	US Futures & Options
ICE Brent Crude	USD	ICE-EUROPE	<a href="#">BRN</a>	E : 09:00 - 07:00	USD 7,434 (HKD 57,820)	USD 5,310 (HKD 41,300)	9.90	0.01 = USD 10	1,000 barrels (HKD 572,679)	96 Consecutive Mths	Cash/Physical	Europe Futures USD
ICE WTI Crude	USD	ICE-EUROPE	<a href="#">WBS</a>	E : 09:00 - 07:00	USD 9,156 (HKD 71,214)	USD 6,540 (HKD 50,867)	7.58	0.01 = USD 10	1,000 barrels (HKD 539,468)	108 Consecutive Mths	Cash	Europe Futures USD
ICE LS Gasoil	USD	ICE-EUROPE	<a href="#">GAS</a>	E : 09:00 - 07:00	USD 6,427 (HKD 49,988)	USD 4,591 (HKD 35,708)	10.41	0.25 = USD 25	100 metric ton (HKD 520,529)	96 Consecutive Mths	Physical	Europe Futures USD
 Guotai Junan Futures (HK) Limited												
<b>Metals Futures</b>												
COMEX Gold	USD	CME-NYMEX (COMEX)	<a href="#">GC</a>	E : 07:00 - 06:00	USD 15,180 (HKD 118,067)	USD 11,500 (HKD 89,445)	20.52	0.1 = USD 10	100 t.oz (HKD 2,422,240)	3 Consecutive Mths; Even Mths within 23 Mths & Jun; Dec Quarterly Mths within 72 Mths	Physical	US Futures & Options
E-COMEX Gold	USD	CME-NYMEX (COMEX)	<a href="#">QO</a>	E : 07:00 - 06:00	USD 7,590 (HKD 59,034)	USD 5,750 (HKD 44,722)	20.52	0.1 = USD 5	50 t.oz (HKD 1,211,120)	Feb;Apr;Jun;Aug;Oct;Dec within 24 month period	Physical	US Mini Futures
COMEX Silver	USD	CME-NYMEX (COMEX)	<a href="#">SI</a>	E : 07:00 - 06:00	USD 15,180 (HKD 118,067)	USD 11,500 (HKD 89,445)	11.47	0.005 = USD 25	5,000 t.oz (HKD 1,353,882)	3 Consecutive Mths & Jan;Mar;May;Jul;Sep;Dec within 23 Mths & Jul; Dec Quarterly Mths within 60 Mths	Physical	US Futures & Options
COMEX Silver	USD	CME-NYMEX (COMEX)	<a href="#">QI</a>	E : 07:00 - 06:00	USD 7,590 (HKD 59,034)	USD 5,750 (HKD 44,722)	11.47	0.005 = USD 12.5	2,500 t.oz (HKD 676,941)	Feb;Apr;Jun;Aug;Oct;Dec within 24 month period	Physical	US Mini Futures
COMEX Copper	USD	CME-NYMEX (COMEX)	<a href="#">HG</a>	E : 07:00 - 06:00	USD 10,780 (HKD 83,845)	USD 7,000 (HKD 54,445)	11.90	0.0005 = USD 12.5	25,000 lbs (HKD 997,503)	Front & Next 23 Consecutive Mths & (1,3,7,9,12) within 63 Mths	Physical	US Futures & Options
Palladium	USD	CME-NYMEX	<a href="#">PA</a>	E : 07:00 - 06:00	USD 16,500 (HKD 128,334)	USD 12,500 (HKD 97,223)	5.97	0.05 = USD 5	100 t.oz (HKD 765,958)	3 Consecutive Mths & Quarterly Mths within 15 Mths	Physical	US Futures & Options
Platinum	USD	CME-NYMEX	<a href="#">PL</a>	E : 07:00 - 06:00	USD 3,300 (HKD 25,667)	USD 2,500 (HKD 19,445)	15.09	0.1 = USD 5	50 t.oz (HKD 387,373)	3 Consecutive Mths & Jan; Apr; Jul; Oct within 15 Mths	Physical	US Futures & Options
LME Aluminium	USD	LME***	<a href="#">AHD</a>	E : 09:00 - 03:00 O : 19:40 - 01:00	USD 5,950 (HKD 46,278)	USD 4,250 (HKD 33,056)	10.70	0.5 = USD 12.5 0.25 = USD 6.25	25 tonne (HKD 495,349)	3 Mths Prompt	Physical	LME
LME Copper	USD	LME***	<a href="#">CAD</a>	E : 09:00 - 03:00 O : 19:40 - 01:00	USD 20,195 (HKD 157,073)	USD 14,425 (HKD 112,195)	12.12	0.5 = USD 12.5 0.25 = USD 6.25	25 tonne (HKD 1,904,492)	3 Mths Prompt	Physical	LME
LME Lead	USD	LME***	<a href="#">PBD</a>	E : 09:00 - 03:00 O : 19:40 - 01:00	USD 5,075 (HKD 39,472)	USD 3,625 (HKD 28,195)	9.98	0.5 = USD 12.5 0.25 = USD 6.25	25 tonne (HKD 393,848)	3 Mths Prompt	Physical	LME
LME Nickel	USD	LME***	<a href="#">NID</a>	E : 09:00 - 03:00 O : 19:40 - 01:00	USD 14,683 (HKD 114,201)	USD 10,488 (HKD 81,574)	6.69	5 = USD 30 1 = USD 6	6 tonne (HKD 764,402)	3 Mths Prompt	Physical	LME
LME Tin	USD	LME***	<a href="#">SND</a>	E : 09:00 - 03:00 O : 19:40 - 01:00	USD 24,899 (HKD 193,659)	USD 17,785 (HKD 138,328)	7.27	5 = USD 25 1 = USD 5	5 tonne (HKD 1,408,560)	3 Mths Prompt	Physical	LME
LME Zinc	USD	LME***	<a href="#">ZSD</a>	E : 09:00 - 03:00 O : 19:40 - 01:00	USD 8,435 (HKD 65,606)	USD 6,025 (HKD 46,861)	8.47	0.5 = USD 12.5 0.25 = USD 6.25	25 tonne (HKD 555,529)	3 Mths Prompt	Physical	LME
SGX TSI Iron Ore CFR China (62% Fe Fines)	USD	SGX	<a href="#">FEF</a>	E : 07:25 - 20:00 (T+1) 20:15 - 05:15	USD 1,122 (HKD 8,727)	USD 1,020 (HKD 7,933)	9.21	0.01pt. = USD 1	100 metric t.oz (HKD 80,407)	48 Consecutive Mths	Cash	Asia Futures USD
HKEX USD Gold	USD	HKFE	<a href="#">GDU</a>	E : 09:00 - 16:15 (T+1): 17:00 - 03:00	USD 5,641 (HKD 5,863)	USD 3,223 (HKD 4,690)	17.63	0.01=USD 10	1 kg (HKD 76,263)	Spot Month and the next eleven mths	Physical	HKFE USD

Contract	Curr.	Exchange	Codes	Trading Time	I. Margin	M.Margin	Gearing	Tick Size	Contract Value	Contract Mth.	Cash/Physical Delivery	Board Group
HKEX CNY Gold	CNY	HKFE	<a href="#">GDR</a>	E : 09:00 - 16:15 (T+1): 17:00 - 03:00	CNY 40,908 (HKD 5,863)	CNY 23,376 (HKD 4,690)	17.66	0.05 = CNY 50	1 kg (HKD 76,263)	Spot Month and the next eleven mths	Physical	HKFE CNY
USD Mini LME Aluminium	USD	HKFE	<a href="#">LUA</a>	E : 09:00 - 16:30 (T+1): 17:15 - 03:00	USD 1,060 (HKD 8,244)	USD 848 (HKD 6,596)	12.01	1 = USD 5	5 tonne (HKD 99,050)	Spot Month and the next eleven mths	Cash	HKFE USD
USD Mini LME Copper	USD	HKFE	<a href="#">LUC</a>	E : 09:00 - 16:30 (T+1): 17:15 - 03:00	USD 3,059 (HKD 23,792)	USD 2,447 (HKD 19,032)	16.06	1 = USD 5	5 tonne (HKD 382,007)	Spot Month and the next eleven mths	Cash	HKFE USD
USD Mini LME Nickel	USD	HKFE	<a href="#">LUN</a>	E : 09:00 - 16:30 (T+1): 17:15 - 03:00	USD 5,825 (HKD 45,306)	USD 4,660 (HKD 36,245)	2.76	1 = USD 1	1 tonne (HKD 124,989)	Spot Month and the next eleven mths	Cash	HKFE USD
USD Mini LME Lead	USD	HKFE	<a href="#">LUP</a>	E : 09:00 - 16:30 (T+1): 17:15 - 03:00	USD 575 (HKD 4,472)	USD 460 (HKD 3,578)	17.63	1 = USD 5	5 tonne (HKD 78,847)	Spot Month and the next eleven mths	Cash	HKFE USD
USD Mini LME Tin	USD	HKFE	<a href="#">LUN</a>	E : 09:00 - 16:30 (T+1): 17:15 - 03:00	USD 4,309 (HKD 33,515)	USD 3,447 (HKD 26,810)	8.22	1 = USD 1	1 tonne (HKD 275,459)	Spot Month and the next eleven mths	Cash	HKFE USD
USD Mini LME Zinc	USD	HKFE	<a href="#">LUZ</a>	E : 09:00 - 16:30 (T+1): 17:15 - 03:00	USD 1,270 (HKD 9,878)	USD 1,016 (HKD 7,902)	11.36	1 = USD 5	5 tonne (HKD 112,214)	Spot Month and the next eleven mths	Cash	HKFE USD
CNY Mini LME Aluminium	CNY	HKFE	<a href="#">LRA</a>	E : 09:00 - 16:30 (T+1): 17:15 - 03:00	CNY 7,261 (HKD 7,776)	CNY 5,808 (HKD 6,220)	12.74	0.5 = CNY 2.5	5 tonne (HKD 99,059)	Spot Month and the next eleven mths	Cash	HKFE CNY
CNY Mini LME Zinc	CNY	HKFE	<a href="#">LRZ</a>	E : 09:00 - 16:30 (T+1): 17:15 - 03:00	CNY 9,083 (HKD 9,727)	CNY 7,266 (HKD 7,781)	11.54	0.5 = CNY 2.5	5 tonne (HKD 112,231)	Spot Month and the next eleven mths	Cash	HKFE CNY
CNY Mini LME Copper	CNY	HKFE	<a href="#">LRC</a>	E : 09:00 - 16:30 (T+1): 17:15 - 03:00	CNY 21,226 (HKD 22,731)	CNY 16,980 (HKD 18,184)	33.61	0.5 = CNY 5	5 tonne (HKD 764,094)	Spot Month and the next eleven mths	Cash	HKFE CNY

\* United States & Europe have day light saving time, relevant information will be updated accordingly.

\*\* Note: Physical delivery is **not** available by Guatai Junan Futures (HK) Ltd. Force Liquidation will be taken if deliverable contracts are not settled by clients 3 days before first notice day or last trading day (earlier day is applied).

\*\*\* All capital involved in the LME market can only be withdrawn or applied to other markets after prompt day specified by LME though, it can be applied to the LME again.

<u>Name of Exchange</u>	<u>Exchange Code</u>
Bursa Malaysia Berhad	BM
Chicago Mercantile Exchange	CME
CME - Chicago Board of Trade	CME-CBT
CME - New York Mercantile Exchange	CME-NYMEX
CME-The Commodity Exchange	CME-COMEX
European Exchange	EUREX
Hong Kong Exchange	HKEX
Intercontinental Exchange Europe	ICE-EUROPE
Intercontinental Exchange U.S.	ICE-US
London Metal Exchange	LME
NYSE Liffe	NYSE-Liffe
NYSE-Liffe US	NYSE-Liffe US
Singapore Exchange	SGX