

# Guotai Junan Greater China Growth Fund

^Eligible Collective Investment Scheme under "Capital Investment Entrant Scheme"  
Monthly Report - 31 January 2013



**國泰君安國際**  
GUOTAI JUNAN INTERNATIONAL  
ASSET MANAGEMENT

## Important Information

- The Fund may invest in listed companies that derive a significant portion of their revenues from goods produced or sold, investments made or services performed in the Greater China region, which includes the People's Republic of China, the Hong Kong & Macau Special Administrative Regions and Taiwan.
- The Fund may invest in the Greater China securities markets, which are emerging markets. As such, the Fund may involve a higher degree of risk and is usually more sensitive to price movements.
- The value of the Fund can be volatile and could go down substantially within a short period of time.
- The investment decision is yours. You should not invest unless the intermediary who sells this Fund to you has advised you that this Fund is suitable for you and has explained why, including how investing in it would be consistent with your investment objectives.
- Investors should not base on this material alone to make investment decision. Please refer to the explanatory memorandum, including the risk factors involved.
- Investment involves risks. The price of units may go down as well as up. Past performance is not indicative of future performance. Please refer to the explanatory memorandum for further details and the risk factors.

## Investment Objective

To achieve medium- to long-term capital appreciation by investing in listed companies which are domiciled in or have operating incomes from the Greater China region (Mainland China, Hong Kong, Macau and Taiwan).

## Fund Performance

	2008	2009	2010	2011	2012	2013 <sup>2</sup>
The Fund	-62.0%	99.4%	12.1%	-33.4%	18.4%	8.1%
Hang Seng Total Return Index	-46.4%	56.5%	8.6%	-17.4%	27.5%	4.7%

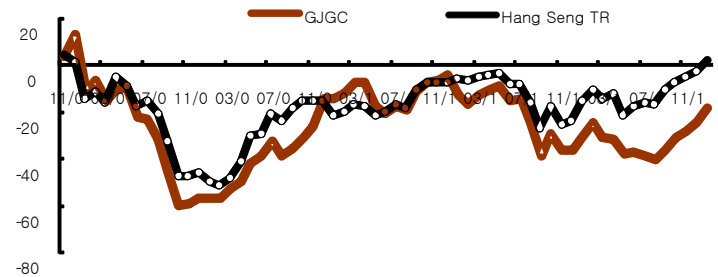
- Calculated since the launch of the Fund as at 19 November 2007.
- Measured as of 31 January, 2013

	1 Mth	3 Mth	6 Mth	YTD	1 Yr	3 Yr
The Fund	8.1%	18.4%	34.2%	8.1%	18.2%	-4.6%
Hang Seng Total Return Index	4.7%	9.8%	21.1%	4.7%	20.7%	30.2%

## Fund Facts

Manager	Guotai Junan Assets (Asia) Limited
Inception Date	19 November 2007
Domicile	Cayman Islands
Trustee & Registrar	HSBC Trustee (Cayman) Limited
Auditor	Ernst & Young Limited
Dealing Frequency	Daily
Base Currency	Hong Kong Dollar
Fund Size	HKD148.80MN
NAV	HKD81.96
Bloomberg Code	GJGCHGR HK Equity
ISIN Code	KYG421241004

## Performance Since Launch



Resource : Guotai Junan Assets (Asia) Ltd.

Latest Updated : 31 Jan, 2013

The performance is measured in NAV-to-NAV in fund currency with net income re-investment.

## Subscription and Redemption

Min Initial Subscription	HKD 10,000
Subscription Fee	Up to 5%
Annual Management Fee	1.5% per annum
Redemption Fee	
Less than 6 months	1%
6 mths or more but less than 12 mths	0.75%
12 mths or more but less than 18 mths	0.50%
18 mths or more but less than 24 mths	0.25%
24 mths or more	Waived

## Contact

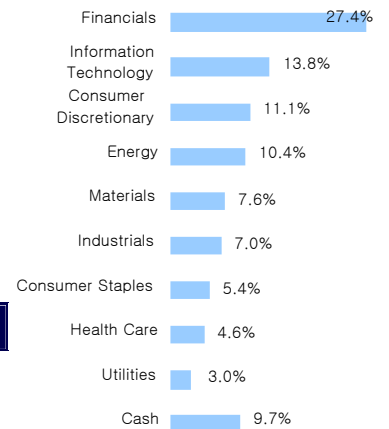
Mr. Adrian Au	Ms. Kathy Yuen
Phone: (852) – 2509 2652	Phone: (852) – 2509 7746
Fax: (852) – 2509 7784	Fax: (852) – 2509 7784

^The Fund is approved as Eligible Collective Investment Scheme under "Capital Investment Entrant Scheme" of Hong Kong Special Administrative Region

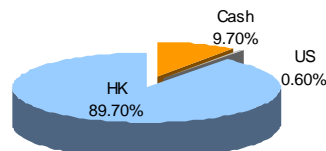
## Top Ten Holdings

	%
China All Access	7.61%
China Life Insurance	4.01%
Ping An Insurance	3.96%
Zijin Mining	3.60%
China Construction Bank	3.59%
Future Land Development	3.18%
Sinopec	3.15%
New China Life Insurance	3.05%
China Pacific Insurance	3.05%
Hilong Holdings	2.93%

## Sector Allocation<sup>1</sup>



## Geographic Allocation



1. Based on the Global Industry Classification Standard

## Market Outlook and Investment Strategy

The global markets all started quite well in the first month of 2013. US market is bolstered by solid recovering macro data on employment, real estate sales and corporate earnings. European countries also saw stabilization on credit ratings.

China released further encouraging macro figures on improving industrial profitability. We do see short-term risk on profit taking, while the improving fundamentals still bolster further stock revaluation in mid-to-long term.

Investment opportunities are likely to exist in following areas for the next month: insurance, banking and new energy sector

## Disclaimer

The information and data contained in this document is for reference only and does not constitute investment advice, or an offer to sell, or a solicitation of an offer to buy any security, investment product or service. Certain data in this document has been obtained from third parties. Guotai Junan Assets (Asia) Limited has taken its best endeavour to ensure the accuracy of such data, and in good faith believes it is reliable, and however does not guarantee the accuracy of such data. Investment involves risk. The prices of units may go up as well as down. Past performance is not indicative of future performance. Please refer to the Explanatory Memorandum for details including risk factors. This document is issued by Guotai Junan Assets (Asia) Limited and has not been reviewed by the Securities and Futures Commission.